



Section D

Elections

Voter Registration

Political Party Enrollment

Votes Cast for State Offices
including Legislature

Votes Cast for National Offices
including Congress

Election District Populations
by Race and Spanish Origin

Votes Cast for Amendments

Congressional District Maps

State Senate District Maps

State Assembly District Maps



- D-1 Voter Registrations, NYS by County: 1996-2000
- D-2 Political Party Enrollment, NYS by County: November 1, 2001
- D-3 Vote Cast for Governor and Lieutenant Governor by Party of Candidates, NYS: November 3, 1998
- D-4 Vote Cast for State Comptroller by Party of Candidate, NYS by County: November 3, 1998
- D-5 Vote Cast for State Attorney General by Party of Candidate, NYS by County: November 3, 1998
- D-6 Vote Cast in Presidential Election, NYS by County: November 7, 2000
- D-7 Vote Cast for United States Senator by Party of Candidate, NYS by County: November 7, 2000
- D-8 Vote Cast for All Candidates for the Office of Representative in Congress, NYS by Congressional District: November 7, 2000
- D-9 Population by Race and Spanish Origin, NYS by Congressional District: 1997
- D-10 Vote Cast for All Candidates for the Office of State Senator, NYS by Senate District: November 7, 2000
- D-11 Population by Race and Spanish Origin, NYS by Senate District: 1992
- D-12 Vote Cast for All Candidates for the Office of Member of Assembly, NYS by Assembly District: November 7, 2000

- D-13 Population by Race and Spanish Origin, NYS by Assembly District: 1992
- D-14 Vote Cast for All Candidates for the Office of Justice of the Supreme Court, NYS by Judicial District: November 6, 2001
- D-15 Vote Cast for the Proposition on Making the Constitution Gender-Neutral, NYS by County: November 6, 2001

Figures

- D-1 Congressional Districts, NYS: 1992
- D-2 Congressional Districts, NYC: 1997
- D-3 Congressional Districts, Nassau and Suffolk Counties: 1992
- D-4 Senate Districts, NYS: 1992
- D-5 Senate Districts, NYC: 1992
- D-6 Senate Districts, Nassau and Suffolk Counties: 1992
- D-7 Assembly Districts, NYS: 1992
- D-8 Assembly Districts, NYC: 1992
- D-9 Assembly Districts, Nassau and Suffolk Counties: 1992

Glossary

TABLE D-1
Voter Registrations
New York State by County — 1996-2000

County	1996	1997	1998	1999	2000
New York State	10,162,156	10,550,560	10,740,788	10,866,348	11,262,816
New York City	3,870,367	4,049,123	4,058,856	4,174,870	4,255,399
Bronx	602,790	647,813	640,279	654,272	668,467
Kings	1,146,414	1,193,299	1,207,419	1,247,099	1,289,955
New York	963,126	989,250	998,105	1,018,957	1,029,050
Queens	926,904	967,807	978,557	1,004,797	1,018,159
Richmond	231,133	250,954	234,496	249,745	249,768
Rest of State	6,291,789	6,501,437	6,681,932	6,691,478	7,007,417
Albany	200,151	206,801	212,690	207,043	217,446
Allegany	26,806	27,102	27,656	27,362	28,432
Broome	121,887	125,038	129,705	129,675	136,485
Cattaraugus	48,257	50,519	52,084	51,999	53,862
Cayuga	46,737	48,499	48,689	49,716	51,645
Chautauqua	86,606	89,290	91,617	92,237	95,534
Chemung	51,699	54,077	53,560	55,124	57,618
Chenango	27,302	31,070	30,013	30,030	31,530
Clinton	44,956	47,619	49,651	49,677	51,826
Columbia	37,278	38,560	37,234	37,370	39,809
Cortland	27,988	27,942	29,293	30,370	32,301
Delaware	27,568	28,651	29,745	29,425	30,920
Dutchess	148,429	150,845	154,068	152,157	159,846
Erie	574,345	587,355	600,958	613,088	627,598
Essex	24,955	25,417	25,341	25,912	26,862
Franklin	25,641	26,953	27,077	27,017	28,137
Fulton	29,960	30,922	31,619	31,185	32,105
Genesee	33,526	35,104	36,140	36,946	38,824
Greene	27,780	28,514	28,506	30,638	31,903
Hamilton	4,888	5,090	5,171	5,193	5,304
Herkimer	40,249	41,046	43,120	44,058	46,044
Jefferson	53,483	56,659	59,033	57,780	61,246
Lewis	15,324	15,882	16,382	16,673	16,897
Livingston	34,926	36,591	37,694	37,226	39,272
Madison	39,383	40,741	42,029	42,440	44,846
Monroe	411,332	419,692	426,821	426,235	442,551
Montgomery	30,407	31,186	31,944	31,804	32,524
Nassau	818,679	843,664	867,606	846,551	892,314
Niagara	128,988	135,146	139,454	143,822	148,474
Oneida	137,764	138,700	143,268	137,395	141,175
Onondaga	276,608	283,987	290,209	288,861	304,286
Ontario	58,210	59,194	60,612	62,137	66,182
Orange	171,854	178,919	186,685	190,378	200,786
Orleans	22,319	23,842	23,023	23,806	24,363
Oswego	73,747	77,494	80,004	82,659	86,018
Otsego	32,814	34,858	35,237	36,252	37,430
Putnam	54,543	57,287	59,082	59,574	63,395
Rensselaer	96,788	97,699	99,918	100,423	106,624
Rockland	160,898	165,105	170,553	165,142	173,926
St. Lawrence	60,625	62,049	64,080	65,155	67,586
Saratoga	116,935	122,881	128,522	132,275	141,155
Schenectady	93,002	95,429	97,849	95,471	99,442
Schoharie	19,231	18,645	18,531	18,419	18,866
Schuyler	10,857	11,322	11,799	11,825	12,504
Seneca	19,723	20,441	21,047	21,219	21,848
Steuben	53,295	55,348	56,106	55,860	58,103
Suffolk	763,038	796,899	826,659	825,938	873,074
Sullivan	45,562	47,169	48,471	49,632	51,118
Tioga	30,254	31,145	32,232	32,341	33,923
Tompkins	50,961	53,668	55,986	56,384	62,890
Ulster	99,283	100,927	104,234	107,665	112,805
Warren	39,836	41,501	42,656	46,333	44,609
Washington	32,814	34,028	35,027	35,040	36,315
Wayne	51,241	53,302	55,158	55,243	57,851
Westchester	494,675	514,009	529,967	537,585	567,216
Wyoming	22,267	25,653	24,486	24,764	25,979
Yates	13,115	13,961	14,631	14,949	15,793

SOURCE: New York State Board of Elections.

TABLE D-2
Political Party Enrollment
New York State by County — November 1, 2001

Counties	Total ¹	Democratic	Republican	Conservative	Independent	Liberal	Right to Life	Green	Working Families	Blank, Void and Missing
New York State	11,033,578	5,154,859	3,106,616	165,098	211,116	87,755	50,033	21,526	12,551	2,224,024
New York City	4,104,923	2,748,538	523,761	26,048	51,981	29,238	13,026	7,891	5,250	699,190
Bronx	641,090	477,116	52,166	4,314	6,205	4,916	2,703	325	1,083	92,262
Kings	1,241,060	876,544	127,042	5,997	12,926	8,129	3,906	2,865	1,806	201,845
Manhattan	975,218	651,649	116,065	2,563	16,865	6,902	1,983	3,213	720	175,258
Queens	1,001,625	631,018	153,028	8,260	12,242	7,450	3,249	1,265	1,196	183,917
Richmond	245,930	112,211	75,460	4,914	3,743	1,841	1,185	223	445	45,908
Rest of State	6,928,655	2,406,321	2,582,855	139,050	159,135	58,517	37,007	13,635	7,301	1,524,834
Albany	211,694	101,572	51,023	3,285	5,435	1,279	637	600	277	47,586
Allegany	27,635	7,084	14,866	406	631	248	138	47	42	4,173
Broome	126,870	45,031	52,645	1,624	2,963	1,218	544	406	178	22,261
Cattaraugus	53,732	19,179	21,690	1,215	1,265	606	422	55	82	9,218
Cayuga	50,747	16,913	20,275	1,608	1,473	504	247	101	73	9,553
Chautauqua	95,429	33,808	33,727	2,409	2,500	1,076	630	167	104	21,008
Chemung	55,817	17,411	24,739	719	1,692	592	385	73	56	10,150
Chenango	30,834	7,726	14,957	516	967	348	173	75	53	6,019
Clinton	52,574	18,229	18,966	543	1,718	833	235	116	29	11,905
Columbia	41,070	10,841	14,333	1,613	1,383	372	180	154	37	12,157
Cortland	30,659	9,250	12,353	471	990	354	112	84	59	6,986
Delaware	30,707	8,134	15,223	564	873	266	126	84	22	5,415
Dutchess	159,014	46,860	55,586	3,555	4,325	1,419	1,015	459	174	45,621
Erie	634,719	317,326	181,198	14,216	12,364	6,368	4,552	1,077	711	96,907
Essex	27,268	6,565	14,476	225	949	288	95	73	10	4,587
Franklin	28,027	10,259	11,449	411	970	233	109	61	20	4,515
Fulton	31,572	7,545	18,038	401	753	263	127	37	37	4,371
Genesee	37,729	10,510	16,864	943	1,042	440	275	62	50	7,543
Greene	30,670	6,790	13,669	953	765	205	175	56	26	8,031
Hamilton	5,338	1,049	3,559	57	90	21	23	3	1	535
Herkimer	43,898	12,004	22,596	621	1,254	385	190	53	33	6,762
Jefferson	63,228	18,358	28,382	956	1,984	683	316	89	65	12,395
Lewis	17,361	4,568	9,646	231	373	161	81	16	15	2,270
Livingston	39,425	10,530	18,342	876	1,089	439	235	84	31	7,799
Madison	43,798	11,459	19,741	946	1,409	467	237	94	43	9,402
Monroe	450,579	162,738	155,675	8,727	10,188	3,393	1,990	877	345	106,646
Montgomery	32,316	11,938	12,612	635	892	366	185	34	21	5,633
Nassau	884,228	295,191	370,397	10,575	12,328	5,448	3,593	822	689	185,185
Niagara	151,286	63,792	53,197	3,017	2,777	1,963	1,490	187	188	24,675
Oneida	138,325	49,012	56,658	1,758	3,753	1,279	728	172	141	24,824
Onondaga	289,758	92,666	105,107	5,139	7,854	2,500	1,646	964	502	73,380
Ontario	67,333	19,471	28,756	1,265	1,945	687	296	163	46	14,704
Orange	196,418	63,276	77,821	4,098	4,634	1,484	1,223	394	179	43,309
Orleans	25,437	6,382	12,109	536	548	260	162	26	27	5,387
Oswego	87,408	20,822	43,148	2,160	2,431	981	462	142	75	17,187
Otsego	36,557	10,844	15,888	514	1,134	368	168	116	35	7,490
Putnam	64,482	17,373	23,472	2,955	1,844	464	428	128	53	17,765
Rensselaer	103,467	27,943	29,933	4,999	3,711	956	487	223	328	34,887
Rockland	175,929	79,017	44,692	4,299	3,188	1,146	919	232	268	42,168
St. Lawrence	65,730	23,950	25,998	777	1,872	645	288	170	58	11,972
Saratoga	136,474	30,957	66,091	1,742	4,092	972	437	282	101	31,800
Schenectady	98,487	35,632	33,296	2,657	2,705	825	500	185	93	22,594
Schoharie	18,285	5,154	7,673	332	493	175	82	51	10	4,315
Schuyler	12,772	3,622	5,544	229	334	157	88	61	28	2,709
Seneca	22,479	7,098	9,506	582	482	280	219	34	22	4,256
Steuben	59,174	15,059	32,273	866	1,553	612	352	107	81	8,271
Suffolk	851,017	245,108	331,133	21,463	18,057	6,992	5,566	1,204	851	220,643
Sullivan	52,629	20,550	16,159	1,199	1,119	412	299	161	40	12,690
Tioga	34,612	9,184	17,121	496	1,013	298	210	71	38	6,181
Tompkins	58,434	24,000	17,529	418	1,545	540	165	844	79	13,314
Ulster	115,389	34,393	35,245	2,882	2,502	1,141	617	727	114	37,768
Warren	43,976	9,957	23,479	622	1,240	405	148	101	36	7,988
Washington	36,144	8,629	17,792	600	1,020	358	167	55	50	7,473
Wayne	56,638	13,864	25,237	1,514	1,661	605	371	81	53	13,252
Westchester	552,613	229,213	160,697	11,901	11,923	3,329	2,145	841	478	132,086
Wyoming	25,777	6,860	12,334	492	664	261	212	25	29	4,900
Yates	14,687	3,625	7,940	237	376	147	105	29	15	2,213

¹ Political party enrollment is not required of registered voters. Enrollment data are now collected both in November and April. Essentially, both sets of data reflect registered voters broken down by party.

SOURCE: New York State Board of Elections.

TABLE D-3
Vote Cast for Governor and Lieutenant Governor
by Party of Candidates
New York State by County — November 3, 1998

County	All Votes Cast	Vallone/ Frankel	Pataki/ Donohue	Pataki/ Donohue	Golisano/ Oliver	Reynolds/ Prior	McCaughey Ross/ Reiter
		Democrat	Republican	Conservative	Independence	Right to Life	Liberal
New York State	4,985,932	1,518,992	2,223,264	348,727	364,056	56,683	77,915
New York City	1,534,761	805,172	403,772	60,322	34,624	7,697	25,806
Bronx	216,489	133,443	37,171	6,784	3,612	1,182	2,553
Kings	437,488	231,610	106,133	16,008	8,696	1,805	6,331
New York	391,912	219,559	89,205	7,389	11,473	1,294	10,195
Queens	391,875	194,900	120,402	20,314	8,522	2,468	5,405
Richmond	96,997	25,660	50,861	9,827	2,321	948	1,322
Rest of State	3,451,171	713,820	1,819,492	288,405	329,432	48,986	52,109
Albany	116,794	32,102	50,680	7,862	13,321	1,115	2,360
Allegany	14,072	1,477	8,738	1,092	1,300	360	220
Broome	70,852	9,558	42,061	4,980	8,375	821	625
Cattaraugus	25,136	3,950	14,817	2,024	1,681	707	417
Cayuga	25,987	3,579	15,535	2,579	1,977	311	250
Chautauqua	43,543	7,719	25,582	3,363	2,953	757	535
Chemung	28,380	3,065	18,964	2,019	2,758	382	185
Chenango	15,407	1,744	10,021	1,282	1,187	149	186
Clinton	25,206	3,399	16,449	2,048	1,494	225	155
Columbia	22,807	4,042	11,912	2,919	1,680	192	469
Cortland	15,291	2,599	8,837	1,257	1,231	147	194
Delaware	16,678	1,988	10,600	1,590	960	164	212
Dutchess	78,384	14,717	45,934	7,508	3,922	1,135	1,238
Erie	323,028	71,415	152,853	26,000	34,540	6,333	5,042
Essex	14,442	1,611	9,782	1,148	677	150	134
Franklin	13,819	2,027	8,678	819	1,084	186	109
Fulton	16,926	2,083	10,216	1,759	1,525	180	287
Genesee	19,287	1,970	10,302	1,829	3,603	405	309
Greene	17,006	2,387	10,213	1,908	1,032	202	219
Hamilton	3,085	328	1,997	316	213	48	41
Herkimer	21,080	2,139	13,622	2,114	1,613	257	195
Jefferson	27,051	2,567	17,391	2,617	2,766	342	230
Lewis	8,835	768	5,877	677	780	165	51
Livingston	20,409	2,231	9,388	1,506	5,415	290	313
Madison	21,607	2,753	12,657	2,484	1,731	316	241
Monroe	243,178	47,875	85,572	15,182	78,056	3,147	2,071
Montgomery	17,928	2,601	10,078	1,678	1,679	199	230
Nassau	434,824	117,015	242,609	31,496	13,904	5,992	5,130
Niagara	70,291	11,969	37,340	5,273	8,166	1,440	1,138
Oneida	78,516	8,806	49,757	7,623	6,177	1,272	535
Onondaga	153,952	28,195	85,169	15,800	13,544	1,685	1,748
Ontario	32,825	3,774	14,851	2,352	9,882	355	400
Orange	88,371	17,233	52,220	7,598	3,589	1,439	1,348
Orleans	11,819	1,234	6,507	865	2,430	168	111
Oswego	36,764	4,292	22,337	3,785	3,036	389	421
Otsego	19,425	2,935	11,817	1,653	1,262	171	256
Putnam	30,031	4,691	17,675	4,210	1,233	345	378
Rensselaer	56,452	9,571	29,554	5,960	5,950	736	949
Rockland	87,576	23,920	44,996	8,002	3,167	938	1,432
St. Lawrence	30,979	4,283	19,346	2,011	2,602	297	356
Saratoga	70,226	9,763	39,711	6,580	8,082	934	1,387
Schenectady	55,240	10,509	27,064	4,966	6,953	693	1,154
Schoharie	10,868	1,633	6,213	1,263	875	114	176
Schuyler	6,193	734	3,961	510	516	64	59
Seneca	10,882	1,330	6,522	906	1,405	120	121
Steuben	29,646	2,553	19,882	1,956	3,121	510	229
Suffolk	377,312	95,232	189,533	35,264	24,796	7,115	9,856
Sullivan	21,978	5,575	11,609	1,815	909	243	355
Tioga	16,942	1,618	11,007	1,397	1,686	323	158
Tompkins	28,903	7,483	13,620	1,552	2,275	219	538
Ulster	61,378	12,328	32,935	6,023	2,704	766	1,102
Warren	21,113	2,740	12,747	1,689	1,847	227	517
Washington	18,135	2,260	11,238	1,744	1,323	209	396
Wayne	27,836	2,647	13,582	2,688	7,097	490	429
Westchester	275,711	84,672	134,782	21,221	10,322	2,569	4,660
Wyoming	13,263	1,296	7,781	1,059	1,784	404	149
Yates	7,502	835	4,371	584	1,242	74	103

(Continued on the following page)

TABLE D-3 (continued)
Vote Cast for Governor and Lieutenant Governor
by Party of Candidates
New York State by County — November 3, 1998

County	Leighton/ Wright	France	Lewis/ Green	Duncan/ Robinett	Vallone/ Frankel	Garvey/ Silberger	Blank, Void and Missing
	Marijuana Reform	Unity	Green	Socialist Workers	Working Families	Libertarian	
New York State	24,788	9,692	52,533	2,539	51,325	4,722	250,696
New York City	9,133	5,458	12,541	1,228	30,488	1,432	137,088
Bronx	848	940	926	173	2,322	178	26,357
Kings	2,080	2,050	3,944	402	10,353	360	47,716
New York	3,957	1,146	4,472	331	13,276	527	29,088
Queens	1,754	1,180	2,575	282	3,793	306	29,974
Richmond	494	142	624	40	744	61	3,953
Rest of State	15,655	4,234	39,992	1,311	20,837	3,290	113,608
Albany	716	97	3,773	64	746	90	3,868
Allegany	71	18	89	7	31	12	657
Broome	307	64	637	39	270	78	3,037
Cattaraugus	170	28	171	18	102	52	999
Cayuga	123	44	248	26	110	29	1,176
Chautauqua	228	58	269	18	159	27	1,875
Chemung	76	21	142	5	32	9	722
Chenango	77	17	162	9	34	13	526
Clinton	115	34	137	14	119	22	995
Columbia	124	34	517	3	120	13	782
Cortland	63	17	219	5	64	11	647
Delaware	78	20	213	16	77	19	741
Dutchess	380	87	946	20	404	115	1,978
Erie	1,871	710	3,303	170	4,586	289	15,916
Essex	81	19	110	6	43	14	667
Franklin	88	19	99	6	30	11	663
Fulton	47	26	218	5	85	9	486
Genesee	85	13	111	5	81	18	556
Greene	143	22	301	9	70	10	490
Hamilton	15	5	26	—	9	3	84
Herkimer	79	24	267	6	52	14	698
Jefferson	101	15	189	11	46	16	760
Lewis	29	11	66	3	10	7	391
Livingston	115	21	144	8	65	17	896
Madison	110	26	290	8	85	26	880
Monroe	772	224	2,568	87	822	227	6,575
Montgomery	79	16	197	11	51	15	1,094
Nassau	1,227	396	2,772	78	2,896	286	11,023
Niagara	448	135	687	23	743	42	2,887
Oneida	249	45	1,102	25	278	42	2,605
Onondaga	834	146	2,563	57	939	115	3,157
Ontario	132	30	192	13	66	39	739
Orange	469	69	1,170	27	305	127	2,777
Orleans	51	13	65	2	39	12	322
Oswego	170	51	419	10	112	51	1,691
Otsego	95	33	453	11	59	24	656
Putnam	190	26	295	5	190	39	754
Rensselaer	292	50	1,626	28	249	75	1,412
Rockland	362	121	689	36	519	71	3,323
St. Lawrence	138	37	249	12	128	36	1,484
Saratoga	303	76	1,411	23	163	59	1,734
Schenectady	251	42	1,123	21	185	45	2,234
Schoharie	65	12	166	11	39	12	289
Schuyler	30	8	73	3	31	3	201
Seneca	40	21	70	6	29	7	305
Steuben	137	18	131	9	49	14	1,037
Suffolk	1,433	485	2,846	112	1,932	351	8,357
Sullivan	141	22	287	8	95	42	877
Tioga	77	30	113	5	49	19	460
Tompkins	224	51	926	22	794	53	1,146
Ulster	628	67	1,854	40	467	159	2,305
Warren	131	30	260	6	49	12	858
Washington	79	20	230	17	48	13	558
Wayne	92	22	179	4	47	17	542
Westchester	1,138	447	2,529	93	1,940	326	11,012
Wyoming	62	28	68	6	64	16	546
Yates	24	13	32	19	30	17	158

– Represents zero.

SOURCE: New York State Board of Elections.

TABLE D-4
Vote Cast for State Comptroller
by Party of Candidate
New York State by County — November 3, 1998

County	All Votes Cast	H. Carl McCall	Bruce A. Blakeman	Bruce A. Blakeman	H. Carl McCall	H. Carl McCall	Douglas H. Harknett	Dean Venezia	Howie Hawkins	Robert M. Goodman	Blank Void and Missing
		Democrat	Republican	Conservative	Working Families Independence	Liberal	Right Life	Marijuana Reform	Green	Libertarian	
New York State	4,985,514	2,634,766	1,203,538	219,548	168,263	59,874	70,397	39,423	15,133	10,310	564,262
New York City	1,534,343	1,050,360	168,936	33,743	33,540	22,698	8,943	9,669	3,450	4,394	198,610
Bronx	216,516	159,723	13,562	3,523	4,483	2,807	1,218	970	238	402	29,590
Kings	437,407	305,250	37,852	7,965	9,264	6,046	2,000	2,403	1,158	1,085	64,384
New York	391,876	288,979	37,675	3,972	8,710	7,564	1,308	3,233	1,323	1,738	37,374
Queens	391,547	251,315	53,649	11,873	8,407	5,202	2,899	2,170	607	932	54,493
Richmond	96,997	45,093	26,198	6,410	2,676	1,079	1,518	893	124	237	12,769
Rest of State	3,451,171	1,584,406	1,034,602	185,805	134,723	37,176	61,454	29,754	11,683	5,916	365,652
Albany	116,794	75,309	20,789	3,620	5,258	1,661	1,099	858	579	179	7,442
Allegany	14,072	4,191	5,606	673	461	114	429	105	48	38	2,407
Broome	70,852	29,173	26,806	3,358	2,113	497	970	596	308	132	6,899
Cattaraugus	25,136	9,164	9,595	1,385	695	217	728	261	84	52	2,955
Cayuga	25,987	10,480	8,330	1,553	946	245	433	240	97	38	3,625
Chautauqua	43,543	18,904	14,041	2,060	1,464	369	902	396	132	84	5,191
Chemung	28,380	9,702	11,438	1,306	866	186	582	247	77	42	3,934
Chenango	15,407	5,337	6,294	846	547	155	195	177	76	49	1,731
Clinton	25,206	11,262	7,365	747	878	333	312	266	103	88	3,852
Columbia	22,807	10,617	6,278	1,708	1,139	365	188	187	104	35	2,186
Cortland	15,291	6,081	5,328	783	528	148	211	138	80	25	1,969
Delaware	16,678	6,091	6,019	860	641	245	205	148	72	42	2,355
Dutchess	78,384	35,555	24,294	4,681	2,618	800	1,533	673	293	166	7,771
Erie	323,028	158,661	81,080	15,408	13,890	4,028	7,653	3,791	1,049	563	36,905
Essex	14,442	4,987	5,121	491	527	152	231	151	67	33	2,682
Franklin	13,819	6,192	3,962	338	471	149	214	137	43	34	2,279
Fulton	16,926	6,987	5,185	928	815	221	217	111	46	31	2,385
Genesee	19,287	6,464	6,820	1,356	1,093	230	482	213	72	42	2,515
Greene	17,006	7,049	5,673	1,171	737	166	219	209	73	28	1,681
Hamilton	3,085	1,023	1,215	202	122	33	44	23	6	9	408
Herkimer	21,080	7,352	7,294	1,232	832	216	371	177	67	62	3,477
Jefferson	27,051	9,479	10,375	1,548	1,175	237	365	240	84	29	3,519
Lewis	8,835	2,463	3,763	433	263	66	188	85	23	20	1,531
Livingston	20,409	7,073	7,010	1,243	1,396	253	343	254	87	44	2,706
Madison	21,607	8,141	7,022	1,563	936	208	385	208	91	61	2,992
Monroe	243,178	105,785	68,642	15,216	18,884	2,225	3,447	2,069	893	449	25,568
Montgomery	17,928	7,998	4,455	839	784	188	217	137	60	30	3,220
Nassau	434,824	204,793	149,137	22,311	8,959	3,986	7,647	2,454	590	420	34,527
Niagara	70,291	30,906	21,153	3,333	2,630	730	1,746	924	161	97	8,611
Oneida	78,516	32,702	24,709	4,269	3,156	659	1,585	584	266	185	10,401
Onondaga	153,952	71,428	47,522	9,919	5,891	1,422	2,226	1,457	772	215	13,100
Ontario	32,825	11,860	11,283	2,170	2,502	280	424	321	124	75	3,786
Orange	88,371	41,253	25,751	4,483	2,616	800	2,131	880	352	188	9,917
Orleans	11,819	3,740	4,446	741	630	96	184	109	45	23	1,805
Oswego	36,764	12,006	13,642	2,395	1,483	349	504	370	166	85	5,764
Otsego	19,425	7,932	6,649	977	686	197	248	196	129	43	2,368
Putnam	30,031	11,528	9,470	2,689	1,103	295	725	384	121	61	3,655
Rensselaer	56,452	30,097	12,946	2,898	3,605	751	830	453	305	95	4,472
Rockland	87,576	46,043	20,992	4,760	2,415	1,246	1,635	723	224	175	9,363
St. Lawrence	30,979	13,316	9,906	981	1,016	236	366	284	124	64	4,686
Saratoga	70,226	32,805	20,772	3,648	3,708	872	949	472	224	97	6,679
Schenectady	55,240	29,405	12,874	2,609	2,813	756	677	427	199	68	5,412
Schoharie	10,868	4,810	3,467	803	528	132	141	90	47	22	828
Schuyler	6,193	2,039	2,540	331	205	53	108	61	26	11	819
Seneca	10,882	4,172	3,808	556	480	104	227	128	40	25	1,342
Steuben	29,646	8,143	13,305	1,328	992	208	603	273	84	61	4,649
Suffolk	377,312	173,180	112,960	23,780	13,027	4,687	8,970	2,813	874	489	36,532
Sullivan	21,978	11,158	5,679	940	700	215	319	234	104	64	2,565
Tioga	16,942	5,443	7,584	1,002	552	136	367	148	63	55	1,592
Tompkins	28,903	14,707	7,420	891	852	369	307	332	364	83	3,578
Ulster	61,378	28,052	17,817	3,855	2,261	850	924	879	526	145	6,069
Warren	21,113	8,910	6,728	950	836	222	290	231	84	40	2,822
Washington	18,135	7,297	5,959	938	844	224	267	149	68	49	2,340
Wayne	27,836	8,613	10,286	2,288	2,214	309	556	273	111	71	3,115
Westchester	275,711	149,751	67,866	13,232	6,942	3,111	3,860	1,829	695	451	27,974
Wyoming	13,263	4,429	4,949	751	639	115	364	117	44	35	1,820
Yates	7,502	2,368	3,182	429	359	59	111	62	37	19	876

SOURCE: New York State Board of Elections.

TABLE D-5
Vote Cast for State Attorney General
by Party of Candidate
New York State by County — November 3, 1998

County	All Votes Cast	Eliot Spitzer	Dennis Vacco	Dennis Vacco	Catherine Abate	Eliot Spitzer	Robert W. Dapelo	Johann L. Moore	Daniel A. Conti, Jr.	Blank Void and Missing
		Democrat	Republican/ Tax Cut Now	Conservative	Independence	Liberal	Right to Life	Green	Libertarian	
New York State	4,985,474	2,018,591	1,757,539	302,223	81,439	66,357	60,399	18,984	19,864	660,078
New York City	1,534,303	899,272	260,736	46,971	22,392	25,187	8,289	6,625	3,243	261,588
Bronx	216,483	133,805	24,040	5,253	2,367	2,941	1,257	556	449	45,815
Kings	437,407	258,568	66,845	12,057	6,005	6,771	1,952	1,950	837	82,422
New York	391,884	264,830	49,486	5,068	8,054	8,463	1,175	2,601	1,003	51,204
Queens	391,532	210,397	81,095	15,891	4,828	5,789	2,721	1,188	735	68,888
Richmond	96,997	31,672	39,270	8,702	1,138	1,223	1,184	330	219	13,259
Rest of State	3,451,171	1,119,319	1,496,803	255,252	59,047	41,170	52,110	12,359	16,621	398,490
Albany	116,794	47,559	44,640	6,415	3,432	1,752	1,016	417	796	10,767
Allegany	14,072	2,673	7,314	898	212	125	364	46	84	2,356
Broome	70,852	19,910	33,898	3,968	1,123	620	827	334	485	9,687
Cattaraugus	25,136	5,802	13,410	1,895	410	225	581	70	133	2,610
Cayuga	25,987	5,802	12,886	2,207	531	245	362	121	140	3,693
Chautauqua	43,543	12,464	20,566	2,828	728	424	705	127	302	5,399
Chemung	28,380	6,228	14,819	1,674	476	241	509	88	122	4,223
Chenango	15,407	3,366	7,847	987	273	154	204	80	107	2,389
Clinton	25,206	6,227	12,314	1,332	343	307	295	110	145	4,133
Columbia	22,807	6,518	9,966	2,371	485	326	205	111	165	2,660
Cortland	15,291	3,785	7,392	989	283	144	169	82	96	2,351
Delaware	16,678	3,372	8,111	1,174	285	170	180	87	114	3,185
Dutchess	78,384	24,192	35,046	6,233	1,036	871	1,368	341	426	8,871
Erie	323,028	102,923	145,333	27,120	4,844	4,371	4,863	1,011	1,166	31,397
Essex	14,442	3,032	6,842	726	227	170	200	56	99	3,090
Franklin	13,819	3,668	6,309	549	211	131	198	76	89	2,588
Fulton	16,926	3,750	8,304	1,333	268	191	187	61	85	2,747
Genesee	19,287	4,080	9,641	1,824	418	271	375	67	105	2,506
Greene	17,006	3,933	8,500	1,580	345	172	224	93	98	2,061
Hamilton	3,085	582	1,604	249	55	33	44	6	16	496
Herkimer	21,080	4,164	10,845	1,715	310	238	296	89	121	3,302
Jefferson	27,051	5,918	14,490	2,092	573	281	331	76	102	3,188
Lewis	8,835	1,870	4,540	519	155	100	148	34	30	1,439
Livingston	20,409	5,015	9,568	1,619	617	294	315	89	167	2,725
Madison	21,607	4,804	10,369	2,022	412	239	360	87	131	3,183
Monroe	243,178	82,360	97,511	20,346	7,759	3,126	2,973	969	1,263	26,871
Montgomery	17,928	4,177	8,064	1,405	317	184	196	57	111	3,417
Nassau	434,824	169,754	178,823	27,075	2,864	4,445	7,089	767	1,236	42,771
Niagara	70,291	19,046	34,224	5,341	1,281	736	1,186	187	358	7,932
Oneida	78,516	17,448	40,725	6,324	1,118	686	1,324	302	375	10,214
Onondaga	153,952	42,875	76,600	13,401	3,033	1,557	1,892	758	710	13,126
Ontario	32,825	9,111	14,535	2,652	1,157	417	420	124	226	4,183
Orange	88,371	28,158	37,381	5,997	1,288	865	1,873	332	481	11,996
Orleans	11,819	2,469	6,037	902	329	141	145	47	61	1,688
Oswego	36,764	7,321	18,442	3,054	783	360	422	183	214	5,985
Otsego	19,425	4,824	9,526	1,386	377	188	205	150	124	2,645
Putnam	30,031	8,486	12,678	3,431	418	351	616	127	177	3,747
Rensselaer	56,452	15,804	25,842	5,198	1,669	763	733	298	291	5,854
Rockland	87,576	35,960	30,603	6,462	964	1,407	1,263	250	337	10,330
St. Lawrence	30,979	9,091	14,146	1,416	633	323	307	139	159	4,765
Saratoga	70,226	17,611	35,221	5,611	1,604	800	887	238	372	7,882
Schenectady	55,240	16,014	25,466	4,507	1,281	729	624	191	287	6,141
Schoharie	10,868	2,535	5,459	1,106	253	118	133	46	62	1,156
Schuyler	6,193	1,312	3,073	395	116	64	97	33	57	1,046
Seneca	10,882	2,558	5,410	752	250	88	198	66	62	1,498
Steuben	29,646	5,388	15,832	1,595	586	247	571	100	150	5,177
Suffolk	377,312	138,126	147,432	29,831	5,311	5,032	8,279	978	1,606	40,717
Sullivan	21,978	8,140	8,360	1,347	317	271	270	112	138	3,023
Tioga	16,942	3,789	8,698	1,115	259	170	329	62	143	2,377
Tompkins	28,903	11,247	10,625	1,170	566	419	252	398	203	4,023
Ulster	61,378	19,842	24,846	4,969	991	961	851	607	529	7,782
Warren	21,113	5,090	10,119	1,351	416	268	256	81	139	3,393
Washington	18,135	4,058	8,907	1,282	370	229	251	67	109	2,862
Wayne	27,836	6,122	12,992	2,918	964	411	505	107	179	3,638
Westchester	275,711	124,564	93,841	16,993	3,286	3,529	3,248	758	1,026	28,466
Wyoming	13,263	2,659	7,157	1,104	278	113	282	33	65	1,572
Yates	7,502	1,743	3,674	497	157	77	107	33	47	1,167

SOURCE: New York State Board of Elections.

TABLE D-6
Vote Cast in Presidential Election
New York State by County
November 7, 2000

County	All Votes Cast	Gore/ Lieberman	Bush/ Cheney	Bush/ Cheney	Hagelin/ Goldhaber	Gore/ Lieberman	Buchanan/ Foster
		Democrat	Republican	Conservative	Independence	Liberal	Right to Life
New York State	6,960,215	3,942,215	2,258,577	144,797	24,361	77,087	25,175
New York City	2,268,502	1,628,427	373,625	25,101	3,161	29,294	4,525
Bronx	323,291	256,322	33,224	3,021	536	4,294	694
Kings	642,563	472,402	90,355	6,250	895	7,724	1,041
New York	581,991	427,714	77,331	2,590	855	7,712	746
Queens	576,132	401,067	113,528	8,524	721	8,311	1,544
Richmond	144,525	70,922	59,187	4,716	154	1,253	500
Rest of State	4,691,713	2,313,788	1,884,952	119,696	21,200	47,793	20,650
Albany	143,579	82,325	45,408	2,216	695	1,452	454
Allegany	18,865	6,109	10,916	520	76	143	107
Broome	88,011	43,119	35,598	1,348	351	668	301
Cattaraugus	34,198	13,368	17,355	1,027	126	277	203
Cayuga	34,413	16,329	14,066	922	107	409	252
Chautauqua	59,282	26,045	27,369	1,695	299	627	261
Chemung	38,145	16,878	18,158	621	112	328	127
Chenango	20,541	8,756	9,625	408	77	227	92
Clinton	31,127	14,871	12,664	610	211	456	221
Columbia	28,979	12,858	12,084	1,069	196	373	73
Cortland	20,911	9,237	9,374	483	76	239	92
Delaware	20,369	8,072	10,154	508	80	226	91
Dutchess	112,614	50,499	49,210	3,459	320	1,077	475
Erie	431,890	227,975	149,280	10,896	1,989	5,240	2,789
Essex	18,199	7,546	8,476	346	114	275	140
Franklin	17,742	8,528	7,368	275	95	229	134
Fulton	21,908	9,028	10,964	470	112	190	78
Genesee	26,357	9,647	13,479	980	199	306	201
Greene	21,308	8,111	10,439	893	134	204	108
Hamilton	3,733	1,066	2,269	119	10	32	24
Herkimer	28,068	11,826	13,430	717	111	279	148
Jefferson	36,859	16,117	17,401	791	180	464	131
Lewis	11,166	4,144	5,840	263	59	125	66
Livingston	27,447	10,054	14,363	881	182	263	146
Madison	28,699	11,444	14,003	876	103	322	173
Monroe	322,394	157,314	131,002	10,264	882	2,884	1,308
Montgomery	21,115	9,888	9,210	555	146	251	105
Nassau	596,691	331,050	214,022	12,932	2,884	5,598	2,302
Niagara	94,489	45,133	38,554	2,398	344	1,054	615
Oneida	97,435	42,253	44,993	2,610	425	968	617
Onondaga	205,724	104,766	78,526	5,152	857	2,100	929
Ontario	46,238	19,147	22,409	1,476	155	434	184
Orange	127,970	56,567	59,371	3,481	469	992	510
Orleans	15,997	5,753	8,679	523	38	139	85
Oswego	49,063	21,869	21,911	1,338	197	584	293
Otsego	25,716	10,976	11,697	522	120	305	79
Putnam	42,814	17,872	19,852	2,001	109	373	179
Rensselaer	69,136	33,178	27,223	2,339	285	1,028	258
Rockland	124,330	66,596	44,958	3,483	461	1,501	378
St. Lawrence	40,441	20,664	15,797	652	157	445	168
Saratoga	95,655	41,596	44,292	2,331	377	1,094	295
Schenectady	67,666	34,250	26,161	1,800	250	861	238
Schoharie	13,668	5,178	7,035	424	47	138	46
Schuyler	8,253	3,132	4,154	227	45	96	39
Seneca	14,490	6,578	6,377	357	55	190	81
Steuben	40,939	14,014	23,244	956	212	404	202
Suffolk	577,810	295,902	225,652	15,340	4,616	5,386	2,629
Sullivan	28,954	13,895	11,858	845	114	282	120
Tioga	22,585	8,838	11,823	416	64	184	74
Tompkins	40,351	20,435	12,957	394	90	455	75
Ulster	78,853	36,321	31,015	2,432	340	985	278
Warren	28,808	11,656	14,257	736	125	353	83
Washington	23,966	9,238	11,963	633	142	254	96
Wayne	38,633	14,421	20,136	1,565	136	399	194
Westchester	378,961	211,771	130,999	8,279	926	3,400	1,109
Wyoming	17,793	5,762	10,245	564	67	134	141
Yates	10,365	3,823	5,287	278	51	91	53

(Continued on following page)

TABLE D-6 (continued)
Vote Cast in Presidential Election
New York State by County
November 7, 2000

County	Gore/ Lieberman Working Families	Buchanan/ Foster Buchanan Reform	Nader/ LaDuke Green	Philips/ Frazier Constitution	Browne/ Olivier Libertarian	Harris/ Trowet Socialist Workers	David McReynolds Official Write-In ¹	Blank, Void & Scattering
New York State	88,395	6,424	244,030	1,498	7,649	1,789	2	138,216
New York City	45,643	1,291	72,435	371	2,007	556	—	82,066
Bronx	5,185	227	4,265	54	117	109	—	15,243
Kings	17,342	416	19,977	139	419	145	—	25,458
New York	13,874	250	30,923	74	990	173	—	18,759
Queens	7,589	345	13,720	87	385	109	—	20,202
Richmond	1,653	53	3,550	17	96	20	—	2,404
Rest of State	42,752	5,133	171,595	1,127	5,642	1,233	2	56,150
Albany	1,840	105	7,182	36	221	35	—	1,610
Allegany	84	40	657	9	20	8	—	176
Broome	1,594	87	3,826	30	129	12	—	948
Cattaraugus	52	44	1,094	10	6	171	—	465
Cayuga	293	57	1,448	19	58	18	—	435
Chautauqua	344	83	1,888	24	70	15	—	562
Chemung	218	29	1,195	5	31	8	—	435
Chenango	129	24	869	5	35	3	—	291
Clinton	215	54	1,205	8	29	11	—	572
Columbia	258	5	1,707	6	38	24	—	288
Cortland	215	29	943	6	28	1	—	188
Delaware	152	26	833	3	21	9	—	194
Dutchess	814	138	5,553	25	169	23	—	852
Erie	6,961	569	18,166	130	547	112	—	7,236
Essex	106	57	848	3	18	3	—	267
Franklin	113	21	658	7	16	3	—	295
Fulton	96	29	668	16	17	3	—	237
Genesee	238	41	924	14	35	5	—	288
Greene	165	60	924	11	39	6	—	214
Hamilton	16	4	133	1	7	1	—	51
Herkimer	119	46	969	17	36	7	—	363
Jefferson	218	32	1,029	10	41	4	—	441
Lewis	64	14	324	3	14	7	—	243
Livingston	159	6	1,053	18	36	62	—	224
Madison	251	41	1,092	14	44	3	—	333
Monroe	1,545	420	11,520	72	510	41	—	4,632
Montgomery	110	34	487	8	11	4	—	306
Nassau	4,962	507	14,780	59	524	87	—	6,984
Niagara	1,594	155	3,257	34	101	18	—	1,232
Oneida	712	119	3,160	42	83	14	—	1,439
Onondaga	3,030	250	7,670	51	263	35	—	2,095
Ontario	180	66	1,793	17	72	15	—	290
Orange	611	137	4,192	33	161	25	—	1,421
Orleans	99	20	474	8	24	1	—	154
Oswego	404	81	1,699	26	64	7	—	590
Otsego	179	23	1,419	2	32	4	—	358
Putnam	280	85	1,730	5	57	4	—	267
Rensselaer	602	79	3,291	18	111	24	—	700
Rockland	1,433	94	3,502	33	133	8	—	1,750
St. Lawrence	277	41	1,488	22	55	13	—	662
Saratoga	669	81	4,149	24	131	18	—	598
Schenectady	423	70	2,750	21	108	14	—	720
Schoharie	74	20	551	6	26	3	—	120
Schuyler	73	7	369	2	8	1	—	100
Seneca	73	33	560	5	22	2	—	157
Steuben	182	47	1,248	7	34	13	—	376
Suffolk	5,018	526	18,130	73	513	81	—	3,944
Sullivan	171	39	1,156	5	30	9	—	430
Tioga	148	23	846	5	31	2	—	131
Tompkins	917	38	4,548	14	119	16	2	291
Ulster	856	84	5,732	28	132	22	—	628
Warren	184	23	1,177	7	18	2	—	187
Washington	149	32	997	9	37	5	—	411
Wayne	157	46	1,202	4	61	8	—	304
Westchester	2,839	275	11,596	51	452	78	—	7,186
Wyoming	39	18	548	3	3	103	—	166
Yates	48	19	386	3	11	2	—	313

NOTE: All votes are cast for Electors who subsequently cast their votes for President and Vice President.

¹ Official Write-In Candidate for President. The following were also official write-in candidates but no votes were cast: Michael Skos, Daniel J. Pearlman, Clifford Catton, and Gloria Dawn Stickland.

— Represents zero.

SOURCE: New York State Board of Elections.

TABLE D-7
Vote Cast for United States Senator
by Party of Candidate
New York State by County — November 7, 2000

County	All Votes Cast	Hillary Rodham Clinton	Rick Lazio	Rick Lazio	Jeffrey E. Graham	Hillary Rodham Clinton	John O. Adefope	Mark J. Dunau	Hillary Rodham Clinton	Louis P. Wein	John Clifton	Jacob J. Perasso	Blank, Void & Scattering
		Democrat	Republican	Conser- vative	Indepen- dence	Liberal	Right to Life	Green	Working Families	Consti- tution	Liber- tarian	Socialist Workers	
New York State	6,959,661	3,562,415	2,724,589	191,141	43,180	82,801	21,439	40,991	102,094	3,414	4,734	3,040	179,823
New York City	2,268,272	1,519,792	513,826	34,634	5,352	29,383	3,229	13,769	55,774	683	1,336	892	89,602
Bronx	323,147	251,563	40,363	3,715	651	4,131	541	899	5,684	76	148	104	15,272
Kings	642,563	438,081	131,990	8,798	1,384	8,061	739	3,839	21,557	248	300	270	27,296
New York	581,936	407,587	115,112	4,151	1,608	8,157	538	5,848	17,855	157	521	298	20,104
Queens	576,127	367,622	150,828	11,919	1,331	7,942	974	2,588	8,893	146	290	184	23,410
Richmond	144,499	54,939	75,533	6,051	378	1,092	437	595	1,785	56	77	36	3,520
Rest of State	4,691,389	2,042,623	2,210,763	156,507	37,828	53,418	18,210	27,222	46,320	2,731	3,398	2,148	90,221
Albany	143,579	77,608	53,513	2,972	1,189	1,680	406	1,216	2,579	80	95	53	2,188
Allegany	18,865	6,078	10,650	605	149	189	101	103	97	19	24	19	831
Broome	88,011	39,292	40,950	1,810	932	717	289	688	1,810	45	55	37	1,386
Cattaraugus	34,198	13,552	17,342	1,197	317	366	164	160	37	22	9	209	823
Cayuga	34,413	16,173	15,019	1,184	275	428	160	215	330	36	18	18	557
Chautauqua	59,282	24,703	29,061	2,123	534	695	187	273	389	43	50	26	1,198
Chemung	38,145	15,762	19,524	857	248	403	129	154	254	20	15	6	773
Chenango	20,541	8,173	10,521	589	194	225	77	192	148	15	14	10	383
Clinton	31,127	13,607	14,361	824	301	505	124	194	231	37	28	19	896
Columbia	28,979	11,871	13,536	1,323	280	507	79	367	307	23	18	22	646
Cortland	20,906	8,927	10,131	605	168	307	70	141	238	22	21	5	271
Delaware	20,369	7,506	10,847	676	165	269	64	241	143	9	22	10	417
Dutchess	112,595	43,553	57,864	4,529	773	1,202	471	964	903	66	103	73	2,094
Erie	431,869	223,215	163,431	13,737	3,613	6,706	1,934	2,192	7,849	227	424	153	8,388
Essex	18,199	6,788	9,490	522	183	316	71	147	118	43	23	7	491
Franklin	17,742	8,278	7,864	365	154	268	72	83	119	14	10	8	507
Fulton	21,908	8,418	11,716	606	211	211	57	96	110	20	6	9	448
Genesee	26,357	9,387	14,042	1,156	305	327	138	127	233	20	24	6	592
Greene	21,308	7,404	11,527	1,094	197	251	129	137	166	26	19	14	344
Hamilton	3,733	1,054	2,344	130	29	45	11	15	20	2	-	3	80
Herkimer	28,062	11,529	13,990	890	304	346	121	149	132	19	21	2	559
Jefferson	36,859	15,327	16,218	903	2,700	516	124	94	201	25	21	8	722
Lewis	11,166	3,859	5,765	293	592	136	46	38	45	12	15	4	361
Livingston	27,447	9,702	14,825	1,100	249	344	96	224	140	20	27	10	710
Madison	28,694	11,036	14,754	1,083	318	386	116	138	267	26	31	10	529
Monroe	322,296	147,329	145,285	12,535	1,951	3,456	1,049	1,919	1,818	218	320	92	6,324
Montgomery	21,115	9,296	9,641	716	206	333	70	67	113	18	18	10	627
Nassau	596,894	254,218	294,205	18,047	3,253	5,094	2,405	2,259	4,650	168	239	133	12,223
Niagara	94,489	44,439	40,340	3,092	754	1,268	496	356	1,649	78	65	40	1,912
Oneida	97,435	39,354	49,048	3,383	1,032	967	495	388	817	93	37	10	1,811
Onondaga	205,649	101,170	85,903	6,229	1,559	2,394	863	1,143	3,232	158	138	54	2,806
Ontario	46,238	18,030	24,128	1,777	388	517	132	321	206	32	36	21	650
Orange	127,936	46,819	69,790	4,538	786	1,098	558	867	598	82	88	52	2,660
Orleans	15,997	5,913	8,676	609	107	152	51	67	129	18	8	9	258
Oswego	49,046	21,947	22,293	1,628	502	677	215	221	456	65	41	18	983
Otsego	25,716	10,521	12,595	714	227	390	66	350	168	22	18	9	636
Putnam	42,796	14,322	23,895	2,489	236	400	187	304	302	23	37	20	581
Rensselaer	69,132	31,351	30,039	3,017	611	1,205	258	589	731	64	54	26	1,187
Rockland	124,330	53,255	59,262	4,721	613	1,520	343	591	1,565	48	58	40	2,314
St. Lawrence	40,436	20,031	16,001	886	1,477	524	110	228	309	36	33	13	788
Saratoga	95,655	39,124	48,150	2,956	703	1,349	297	657	692	56	82	40	1,549
Schenectady	67,666	31,285	29,923	2,348	516	965	211	415	550	44	47	27	1,335
Schoharie	13,666	5,012	7,335	490	117	189	50	98	102	15	9	4	245
Schuyler	8,253	3,039	4,358	286	67	123	27	78	85	9	6	3	172
Seneca	14,490	6,408	6,813	484	117	198	55	93	87	10	18	4	203
Steuben	40,939	13,455	23,700	1,196	367	495	152	193	174	31	41	28	1,107
Suffolk	577,765	225,027	303,905	22,325	3,964	5,238	2,733	2,429	4,153	229	250	134	7,378
Sullivan	28,954	12,304	13,603	1,120	214	323	123	269	186	20	17	28	747
Tioga	22,585	8,184	12,732	550	192	224	68	131	171	12	18	4	299
Tompkins	40,351	20,517	15,100	599	163	671	88	927	1,484	14	56	16	716
Ulster	78,853	33,447	35,978	3,271	613	1,223	316	1,180	1,192	44	81	61	1,447
Warren	28,808	10,524	15,604	926	207	394	74	187	187	34	19	24	628
Washington	23,966	8,701	12,652	831	214	325	67	143	157	26	131	212	507
Wayne	38,632	13,834	20,883	1,834	324	498	142	231	195	33	45	13	600
Westchester	378,789	181,231	163,774	10,759	1,736	3,580	1,161	2,030	3,227	117	273	144	10,757
Wyoming	17,793	5,965	10,261	653	168	151	85	82	18	14	6	112	278
Yates	10,365	3,769	5,606	325	64	132	27	61	51	9	16	6	299

- Represents zero.

SOURCE: New York State Board of Elections.

TABLE D-8
Vote Cast for All Candidates for the Office of Representative in Congress
New York State by Congressional District
November 7, 2000

Congressional District	Democratic	Republican	Conservative	Independence	Liberal	Right to Life	Other ¹	Blank Void & Scattering	Winner
First	Seltzer 97,299	Grucci, Jr. 111,003	Grucci, Jr. 7,569	Grucci, Jr. 5,702		Grucci, Jr. 8,746	Holst (GRE) 2,967 Forbes (WOR) 6,318	29,574	Felix J. Grucci, Jr.
Second	Israel 90,438	Johnson 65,880	Thompson 10,824	Bishop 7,595		Walsh 11,224	Bishop (GRE) 1,404 Bishop (WOR) 1,267	37,596	Steve J. Israel
Third	LaMagna 91,948	King 122,820	King 7,158	King 4,477	Olchin 1,515	King 8,671	LaMagna (GRE) 2,260 LaMagna (WOR) 1,579	40,049	Peter T. King
Fourth	McCarthy 128,688	Becker 75,650	Becker 4,996	McCarthy 5,191	Vitanza 1,222	Becker 7,184	McCarthy (WOR) 2,824	28,204	Carolyn McCarthy
Fifth	Ackerman 127,233	Elkowitz 56,046	Elkowitz 5,038	Ackerman 4,838	Ackerman 2,904	Robinson 3,846	Ackerman (WOR) 2,709	42,014	Gary L. Ackerman
Sixth	Meeks 117,194						Meeks (WOR) 3,624	54,804	Gregory W. Meeks
Seventh	Crowley 78,207	Robles Birtley 24,592	Hurley 3,131			Christea 1,172	Gilman (GRE) 1,999	44,273	Joseph Crowley
Eighth	Nadler 139,936	Henry 27,057	LaBella 1,849	Kresky 1,025	Nadler 3,613		Wentzel (GRE) 4,765 Nadler (WOR) 6,724	42,615	Jerrold L. Nadler
Ninth	Weiner 96,348	Dear 40,866	Dear 4,783		Weiner 2,635			39,443	Anthony D. Weiner
Tenth	Towns 118,812	Brown 6,852	Johnson 802		Towns 1,888		Ford (WOR) 5,530	44,832	Edolphus Towns
Eleventh	Owens 105,321	Cleary 7,088	Gore 962		Clarke 7,366		Owens (WOR) 6,729 Cleary (SCH) 1,318	35,673	Major R. Owens
Twelfth	Velazquez 81,699	Markgraf 10,052	Estevez 850			Rosario 865	Valazquez (WOR) 4,589 Pederson (SOC) 1,025	34,980	Nydia M. Velazquez
Thirteenth	Johnstone 55,763	Fossella 95,696	Fossella 9,295	Lerman 1,302		Fossella 4,815	Lerman (GRE) 1,351 Johnstone (WOR) 1,840	30,461	Vito J. Fossella
Fourteenth	Maloney 143,809	Rhodes 45,453		Newman 1,946	Maloney 4,271		Stevens (GRE) 4,869	41,865	Carolyn B. Maloney
Fifteenth	Rangel 124,415	Suero 6,906	Della Valle 492	Fields 1,051	Rangel 1,833		Loren (GRE) 2,134 Rangel (WOR) 3,913 Jeffrey (LBT) 480 Suero (REF) 440	34,062	Charles B. Rangel
Sixteenth	Serrano 100,891	Justice 3,934	Retcho 571		Serrano 2,150			32,814	Jose E. Serrano
Seventeenth	Engel 112,748	McManus 11,513	McManus 1,688		Engel 2,345			37,475	Eliot L. Engel
Eighteenth	Lowey 126,878	Vonglis 52,923	Vonglis 5,099			O'Grady 3,747		39,600	Nita M. Lowey
Nineteenth	Graham 82,082	Kelly 133,963	Kelly 11,569		Graham 2,016	Lloyd 4,086	Jacobs (GRE) 3,662 Graham (WOR) 1,773	28,180	Sue W. Kelly

(Continued on the following page)

TABLE D-8 (continued)
Vote Cast for All Candidates for the Office of Representative in Congress
New York State by Congressional District
November 7, 2000

Congressional District	Democratic	Republican	Conservative	Independence	Liberal	Right to Life	Other ¹	Blank Void & Scattering	Winner
Twentieth	Feiner 87,602	Gilman 136,016			Feiner 2,064	Tighe 5,371	Feiner (GRE) 2,910 Feiner (WOR) 2,070	32,475	Benjamin A. Gilman
Twenty-First	McNulty 157,773	Pillsworth 60,333	McNulty 8,435	McNulty 9,131				31,740	Michael R. McNulty
Twenty-Second	McCallion 72,640	Sweeney 153,997	Sweeney 13,371				McCallion (GRE) 4,805 McCallion (WOR) 1,666	37,026	John E. Sweeney
Twenty-Third	Englebrecht 38,049	Boehlert 110,634	Vickers 35,245	Boehlert 13,498		Vickers 7,609		28,376	Sherwood L. Boehlert
Twenty-Fourth	Tallon 41,719	McHugh 128,513	McHugh 9,809	Smith 3,236			Smith (GRE) 1,931 Tallon (WOR) 979	35,207	John M. McHugh
Twenty-Fifth	Gavin 64,533	Walsh 132,120	Walsh 9,248	Walsh 10,512			Hawkins (GRE) 3,830	33,520	James T. Walsh
Twenty-Sixth	Hinchey 124,862	Moppert 78,103	Moppert 5,753	Hinchey 6,878	Hinchey 3,388	Laux 2,328	Hinchey (WOR) 5,267	19,624	Maurice D. Hinchey
Twenty-Seventh	Pecoraro 69,870	Reynolds 144,011	Reynolds 13,683					56,830	Thomas M. Reynolds
Twenty-Eighth	Slaughter 151,688	Johns 67,251	Johns 8,097				Hawkins (GRE) 2,292 Healey (LBT) 1,528	24,527	Louise M. Slaughter
Twenty-Ninth	LaFalce 115,685	Sommer 68,958	Sommer 7,144	LaFalce 7,899	LaFalce 4,744	Sommer 5,057		37,501	John J. LaFalce
Thirtieth	Fee 62,378	Quinn 113,638	Quinn 10,604	Quinn 14,210	Fee 1,909		Fee (GRE) 1,679 Fee (WOR) 1,853	43,061	Jack Quinn
Thirty-First	Peters 45,193	Houghton 143,584	Houghton 10,654					39,398	Amo Houghton

¹ Political party abbreviations:
 GRE — Green Party
 LBT — Libertarian
 REF — Reform

SCH — School Choice
 SOC — Socialist Workers
 WOR — Working Families Party
 SOURCE: New York State Board of Elections.

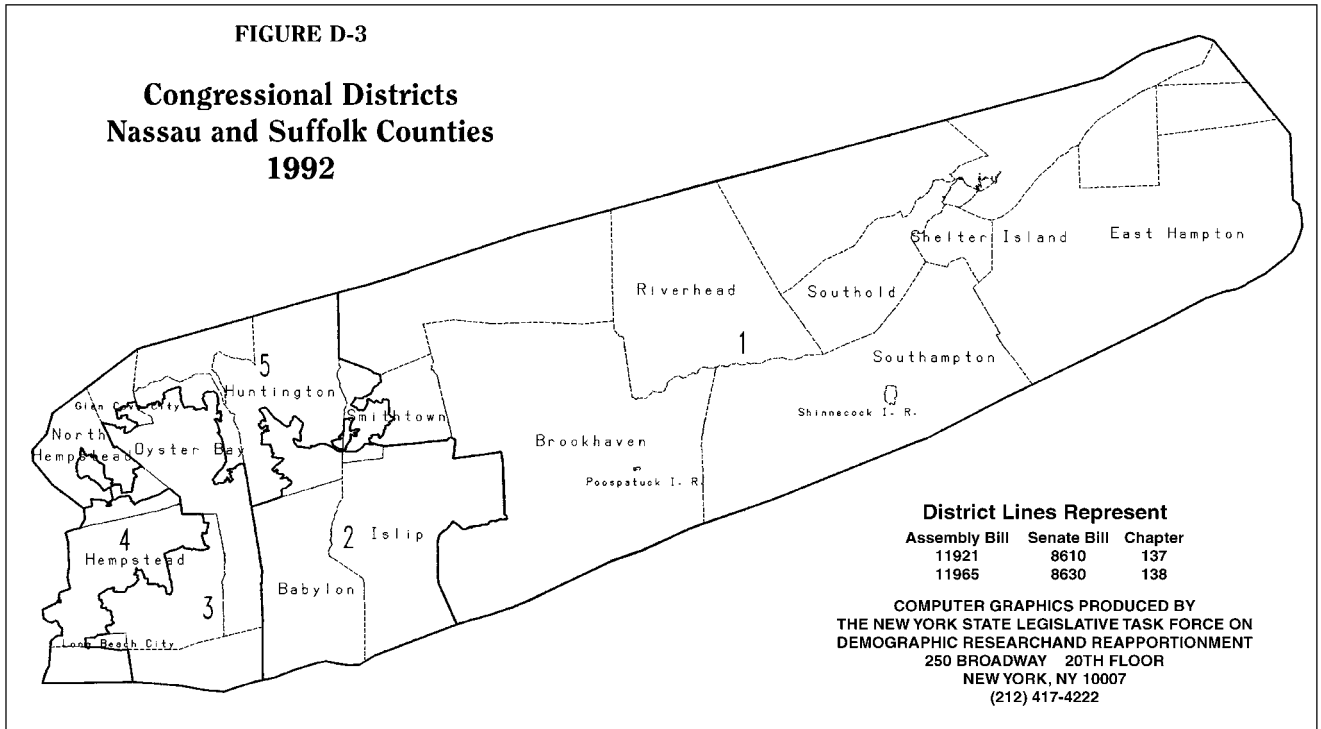
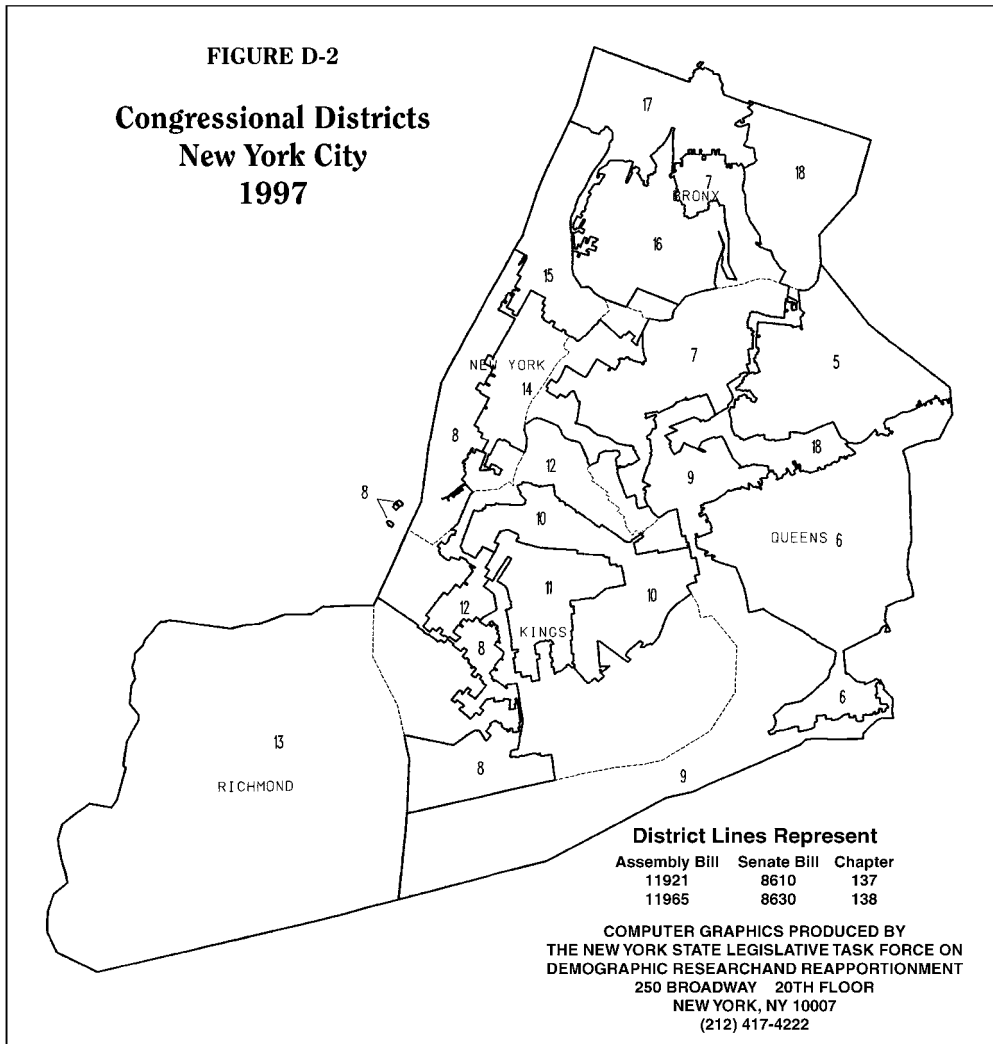


TABLE D-9
Population by Race and Spanish Origin
New York State by Congressional District — 1997

Congressional District	Total Population	Non-Hispanic White	Non-Hispanic Black	Non-Hispanic Other	Hispanic ¹
All Districts	17,990,455	12,460,189	2,569,126	747,114	2,214,026
1	580,338	519,109	22,550	11,469	27,210
2	580,337	460,697	52,416	10,922	56,302
3	580,337	528,660	10,857	15,275	25,545
4	580,338	427,702	89,694	19,191	43,751
5	580,337	457,548	18,321	62,028	42,440
6	580,337	132,245	309,467	40,416	98,209
7	580,338	287,672	49,719	78,948	163,999
8	580,337	426,712	42,589	37,456	73,580
9	580,337	438,518	17,385	52,162	72,272
10	580,337	140,931	322,028	14,050	103,328
11	580,337	104,692	388,821	19,493	67,331
12	580,337	147,863	67,369	83,403	281,702
13	580,337	474,764	29,749	32,488	43,336
14	580,338	452,465	26,976	36,432	64,465
15	580,337	81,485	213,534	16,267	269,051
16	580,338	24,202	192,834	14,112	349,190
17	580,337	168,867	219,150	23,529	168,791
18	580,337	432,019	40,441	47,675	60,202
19	580,337	496,138	39,598	14,308	30,293
20	580,338	480,273	43,824	20,978	35,263
21	580,337	522,601	35,276	10,497	11,963
22	580,337	555,164	11,469	4,897	8,807
23	580,337	551,070	15,335	5,010	8,922
24	580,338	549,253	13,761	7,900	9,424
25	580,337	523,587	37,676	11,124	7,950
26	580,338	511,328	31,125	13,056	24,829
27	580,337	550,265	14,083	8,598	7,391
28	580,337	463,242	79,043	13,349	24,703
29	580,337	530,347	25,166	8,583	16,241
30	580,337	468,623	96,122	6,670	8,922
31	580,337	552,147	12,748	6,828	8,614

1 Persons of Hispanic origin may be of any race.

SOURCE: United States Bureau of the Census, 1990 Census of Population; material compiled by New York State Legislative Task Force on Demographic Research and Reapportionment.

TABLE D-10
Vote Cast for All Candidates for the Office of State Senator
New York State by Senate District
November 7, 2000

Senate District	Democratic	Republican	Conservative	Independent	Liberal	Right to Life	Other ¹	Blank, Void & Scattering	Winner
First	Minardi 38,245	La Valle 71,783	La Valle 5,060	LaValle 4,598		Walter 2,810	Shaw (GRE) 1,357	20,815	Kenneth P. La Valle
Second	Cleere 39,011	Lack 59,178	Lack 4,820	Lack 3,523		O'Hara 4,166		24,646	James J. Lack
Third	Heath 32,880	Trunzo 49,420	Trunzo 3,822	Trunzo 3,258		Moran 3,204		22,383	Caesar Trunzo
Fourth		Johnson 47,780	Johnson 4,535	Johnson 4,830		Sharp 3,654	Landon (GRE) 1,729	47,632	Owen H. Johnson
Fifth	Silverman 50,388	Marcellino 58,920	Marcellino 3,961	Marcellino 2,800	Lawson 889	Crosson 2,719	Silverman (GRE) 1,189 Silverman (WOR) 814	19,104	Carl L. Marcellino
Sixth	Keefe 47,298	Hannon 55,176	Hannon 3,384	Hannon 1,964	Evans 650	Callahan 2,721	Keefe (WOR) 1,070	18,857	Kemp Hannon
Seventh	Brooks 49,395	Balboni 56,625	Balboni 3,536	Balboni 2,773	Brooks 1,059	Cascio 2,178	Brooks (WOR) 1,012	17,916	Michael A. L. Balboni
Eighth	Santos 45,052	Fuschillo, Jr. 56,372	Fuschillo, Jr. 3,853	Fuschillo, Jr. 2,581	Santos 855		Santos (WOR) 779	19,926	Charles J. Fuschillo, Jr.
Ninth	Oppenheimer 46,941	Skelos 66,975	Skelos 3,422	Skelos 2,960	Bressner 612	McGuire 2,080		15,476	Dean G. Skelos
Tenth	Smith 67,738		Smith 1,274	Jenkins 4,126			Jenkins (GRE) 1,074	28,882	Malcolm A. Smith
Eleventh	Lancman 31,801	Padavan 44,047	Padavan 3,827	Padavan 5,316	Stadtmauer 610		Lancman (WOR) 834	14,133	Frank Padavan
Twelfth	Smith 55,833				Smith 842			26,752	Ada L. Smith
Thirteenth	Hevesi 56,779		Lamp 2,165		Hevesi 1,711		Hevesi (WOR) 1,473	32,555	Daniel R. Hevesi
Fourteenth	Onorato 48,550	Kiour Kenidis 13,326	Kiour Kenidis 1,447					24,873	George Onorato
Fifteenth		Maltese 27,280	Maltese 3,171	Maltese 2,684			Williams-Pereira (GRE) 1,903	43,753	Serphin R. Maltese
Sixteenth	Stavisky 35,647				Stavisky 642		Clay Jones (GRE) 783 Stavisky (WOR) 624	23,385	Toby Ann Stavisky
Seventeenth	Santiago 42,586		Taveras 473	Santiago 722	Santiago 892			19,980	Nellie R. Santiago
Eighteenth	Montgomery 62,076	Brown 3,198					Montgomery (WOR) 4,406 Brown (SCH) 869	26,916	Velmanette Montgomery
Nineteenth	Sampson 58,585	Sampson 2,731			Sampson 650			26,564	John L. Sampson
Twentieth	Markowitz 58,765	Healy 3,061	Parisette 755				Healy (SCH) 1,604	18,653	Marty Markowitz
Twentieth ²	Andrews 3,489	Purcell 880	Purcell 209	Andrews 173	Andrews 117		Andrews (WOR) 435	104	Carl Andrews
Twenty-First	Kruger 49,683		Maresca 3,004		Kruger 1,309			37,560	Carl Kruger
Twenty-Second	Lachman 39,899	Sutliff 9,257	Brady 1,004	Sutliff 374	Lachman 990		Lachman (WOR) 1,275	22,276	Seymour P. Lachman
Twenty-Third	Gentile 42,198	DiCarlo 24,111	DiCarlo 2,609	Gentile 1,540	Walker 464	DiCarlo 1,001	Gentile (WOR) 1,339	12,885	Vincent J. Gentile
Twenty-Fourth	Marchi 37,684	Marchi 48,077	Marchi 5,349	Bardel 1,822			Bardel (GRE) 954 Bardel (WOR) 838	21,488	John J. Marchi

(Continued on the following page)

TABLE D-10 (continued)
Vote Cast for All Candidates for the Office of State Senator
New York State by Senate District
November 7, 2000

Senate District	Democratic	Republican	Conservative	Independent	Liberal	Right to Life	Other ¹	Blank, Void & Scattering	Winner
Twenty-Fifth	Connor 48,706		Gay 1,049		Connor 1,300		Seeman (GRE) 4,078 Connor (WOR) 2,755 838	32,641	Martin Connor
Twenty-Sixth	Krueger 59,788	Goodman 54,989		Goodman 5,812	Goodman 2,930		Krueger (GRE) 2,095 Krueger (WOR) 1,648	19,653	Roy M. Goodman
Twenty-Sixth ²	Krueger 24,744	Ravitz 16,368		Ravitz 1,386	Ravitz 719		Krueger (GRE) 984 Krueger (WOR) 937 Karako (LBT) 113	438	Liz Krueger
Twenty-Seventh	Duane 88,041	Murov 16,021		Davies 2,113	Duane 2,713		Duane (WOR) 4,552	22,421	Thomas K. Duane
Twenty-Eighth	Mendez 53,210	Mendez 4,701		Mendez 543	Mendez 805		Rosada (GRE) 1,443 Rosada (WOR) 963 Adams (REF) 234	19,135	Olga A. Mendez
Twenty-Ninth	Paterson 74,702	Mosley 2,924			Paterson 1,092		Paterson (WOR) 2,059 Mosley (REF) 328	17,260	David A. Paterson
Thirtieth	Schneiderman 86,176	Madon 13,890	Gallant, Jr. 680	Madon 626	Stadtmauer 1,904		Schneiderman (WOR) 4,411	26,246	Eric T. Schneiderman
Thirty-First	Gonzalez, Jr. 42,474	Dunn 1,901	Bennett 314		Gonzalez, Jr. 628			15,654	Efrain Gonzalez, Jr.
Thirty-Second	Espada, Jr. 53,458	Newmark 2,336	Newmark 420		Rosado 1,647		Rosado (WOR) 1,214	22,689	Pedro Espada, Jr.
Thirty-Third	Thompson 62,168	Tuberman 2,864	Rubin 531					25,295	Ruth H. Thompson
Thirty-Fourth	Coyle Koppell 31,904	Velella 33,882	Velella 4,632	Daly 723			Coyle Koppell (GRE) 651 Coyle Koppell (WOR) 696	15,312	Guy J. Velella
Thirty-Fifth	Abinanti 47,463	Spano 46,647	Spano 3,356	Spano 4,045	Abinanti 988	McGloine 2,562	Spano (GRE) 1,056	11,728	Nicholas A. Spano
Thirty-Sixth	Oppenheimer 75,662					Schweitzer 3,745	Oppenheimer (WOR) 1,496	53,236	Suzi Oppenheimer
Thirty-Seventh		Leibell, III 73,754	Leibell, III 7,312			Hamilton 4,118		58,448	Vincent L. Leibell, III
Thirty-Eighth	Zebrowski 52,475	Morahan 62,207	Morahan 5,028	Morahan 4,107	Zebrowski 1,742		Zebrowski (WOR) 1,830	14,020	Thomas P. Morahan
Thirty-Ninth		Larkin, Jr. 62,817	Larkin, Jr. 5,757			Whalen 3,576		51,990	William J. Larkin, Jr.
Fortieth		Bonacic 63,819	Bonacic 7,105			Tierney 4,064		61,042	John J. Bonacic
Forty-First	Flagello 33,667	Saland 70,166	Saland 6,889					16,226	Stephen M. Saland
Forty-Second	Breslin 84,584	Sullivan 32,563	Sullivan 2,342	Breslin 4,101	Breslin 1,771	Sullivan 1,367	Breslin (WOR) 2,635	14,216	Neil D. Breslin
Forty-Third		Bruno 78,976	Bruno 6,838	Bruno 10,554				47,127	Joseph L. Bruno
Forty-Fourth	Stratton 51,231	Farley 61,734	Farley 4,128	Farley 4,448	Evans 816		Brennan (GRE) 1,050 Evans (WOR) 332	8,223	Hugh T. Farley

(Continued on the following page)

TABLE D-10 (continued)
Vote Cast for All Candidates for the Office of State Senator
New York State by Senate District
November 7, 2000

Senate District	Democratic	Republican	Conservative	Independent	Liberal	Right to Life	Other ¹	Blank, Void & Scattering	Winner
Forty-Fifth		Stafford 76,528	Stafford 6,727					40,294	Ronald B. Stafford
Forty-Sixth		Wright 60,954	Wright 5,341				Connett (GRE) 3,406 Wright (VOT) 1,025	36,770	James W. Wright
Forty-Seventh		Meier 66,201	Meier 7,745					44,333	Raymond A. Meier
Forty-Eighth	La Tessa 33,123	Hoffmann 60,673	La Tessa 2,164	La Tessa 1,647			Naef (GRE) 1,629 La Tessa (WOR) 951	13,652	Nancy Lorraine Hoffmann
Forty-Ninth		DeFrancisco 72,867	DeFrancisco 5,776	DeFrancisco 8,057			Robert (GRE) 3,226	45,623	John A. DeFrancisco
Fiftieth		Seward 63,610	Seward 6,325				Chamberlin (GRE) 7,627	44,910	James L. Seward
Fifty-First	Porter 25,354	Libous 75,931	Libous 4,944					15,779	Thomas W. Libous
Fifty-Second		Kuhl, Jr. 75,909	Kuhl, Jr. 6,342					43,854	John Randy Kuhl, Jr.
Fifty-Third		Nozzolio 80,022	Nozzolio 9,850					44,456	Michael F. Nozzolio
Fifty-Fourth	Dollinger 67,712	Morris 22,842					Dollinger (WOR) 1,345	19,870	Richard A. Dollinger
Fifty-Fifth	Markovics 34,956	Alesi 83,507	Alesi 8,007					21,677	Jim Alesi
Fifty-Sixth	Pagano 33,277	McGee 66,374	McGee 5,386	Pagano 2,222			Pagano (GRE) 893 Pagano (WOR) 503	10,525	Patricia K. McGee
Fifty-Seventh	Brown 47,011	Woolworth 11,069	Coppola 13,501	Woolworth 1,473	Brown 1,672	Murty 1,285	Coppola (GRE) 3,385 Coppola (WOR) 2,052	16,922	Byron W. Brown
Fifty-Eighth	Stachowski 59,372	Krawczyk 23,264	Stachowski 4,030	Stachowski 3,460			Stachowski (WOR) 2,040	28,613	William T. Stachowski
Fifty-Ninth	Casey 30,430	Volker 77,911	Volker 7,101	Volker 6,011				25,259	Dale M. Volker
Sixtieth	Doane 34,655	Rath 79,128	Rath 5,750	Rath 5,958				24,543	Mary Lou Rath
Sixty-First		Maziarz 69,762	Maziarz 8,437				Maziarz (WOR) 2,853	53,158	George D. Maziarz

1 Political party abbreviations:
 GRE — Green Party
 LBT — Libertarian Party
 REF — Reform
 SCH — School Choice

VOT — Voter Rights Party
 WOR — Working Families Party
 2 Special Election held on February 12, 2002
 SOURCE: New York State Board of Elections.

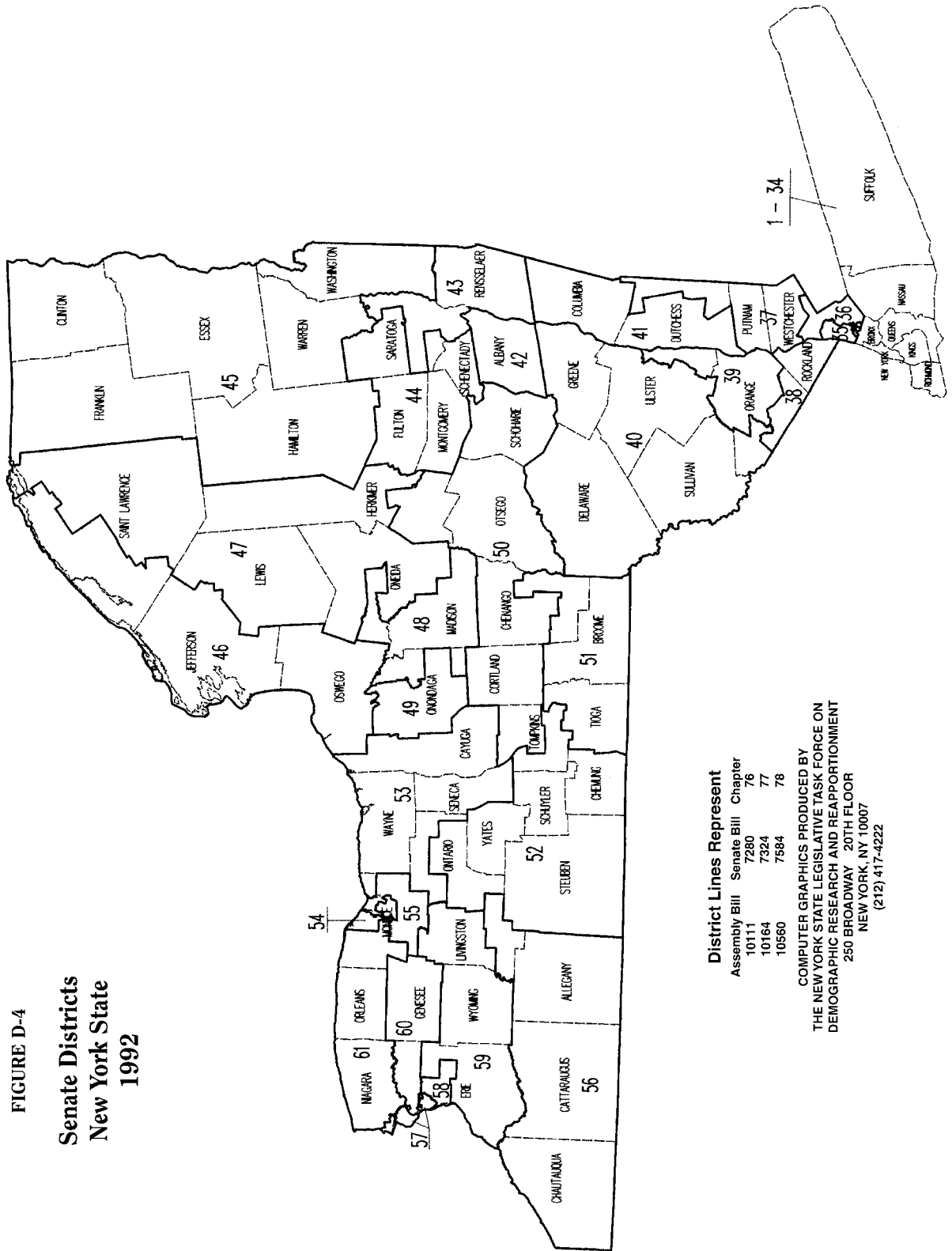
TABLE D-11
Population by Race and Spanish Origin
w York State by Senate District — 1992

Senate District	Total Population	Non-Hispanic White	Non-Hispanic Black	Non-Hispanic Other	Hispanic ¹
All Districts	17,990,455	12,460,189	2,569,126	747,114	2,214,026
1	289,911	257,473	15,317	4,546	12,575
2	289,911	267,762	4,148	8,694	9,307
3	289,912	239,608	15,286	5,155	29,863
4	289,912	236,509	23,021	4,026	26,356
5	289,912	256,302	10,456	9,383	13,771
6	289,912	217,887	44,695	7,154	20,176
7	289,915	238,267	17,997	15,337	18,314
8	289,912	222,550	42,900	5,232	19,230
9	289,915	258,239	8,798	7,232	15,646
10	297,319	60,606	197,109	7,770	31,834
11	297,320	199,761	18,297	43,547	35,715
12	297,318	27,981	196,665	13,542	59,130
13	297,314	193,883	13,422	49,650	40,359
14	297,318	176,636	16,968	38,391	65,323
15	297,318	219,304	5,311	21,575	51,128
16	297,318	62,097	40,315	70,363	124,543
17	297,321	30,199	72,720	11,967	182,435
18	297,318	43,252	198,965	6,396	48,705
19	297,318	66,186	195,534	7,977	27,621
20	297,320	55,704	191,772	11,224	38,620
21	297,322	250,538	9,754	19,408	17,622
22	297,319	205,930	24,251	24,377	42,761
23	297,318	225,946	13,645	26,782	30,945
24	297,319	246,298	16,463	13,711	20,847
25	297,321	141,742	19,353	29,691	106,535
26	297,319	260,828	6,834	15,711	13,946
27	297,319	200,588	14,401	52,741	29,589
28	297,319	43,346	64,926	7,904	181,143
29	297,316	26,814	164,612	6,798	99,092
30	297,321	199,222	26,451	15,610	56,038
31	297,316	27,126	82,470	13,740	173,980
32	297,317	14,673	92,901	6,368	183,375
33	297,317	48,109	172,207	6,605	70,396
34	297,319	197,720	29,660	9,778	60,161
35	297,319	201,730	41,145	14,787	39,657
36	297,321	228,714	26,329	12,010	30,268
37	288,339	259,443	11,835	5,552	11,509
38	298,672	242,643	25,247	11,656	19,126
39	300,456	253,306	21,854	4,528	20,768
40	300,539	270,929	13,176	3,445	12,989
41	287,872	251,360	20,653	6,399	9,460
42	292,594	257,512	24,068	5,703	5,311
43	295,580	281,148	6,918	4,025	3,489
44	295,582	279,180	7,327	3,146	5,929
45	293,479	275,684	7,792	4,207	5,796
46	292,676	276,524	7,987	2,882	5,283
47	292,813	275,137	9,786	3,362	4,528
48	294,002	246,584	34,755	6,751	5,912
49	294,005	279,414	6,011	4,979	3,601
50	292,630	277,226	4,599	6,593	4,212
51	293,056	280,631	4,575	4,786	3,064
52	293,009	280,967	6,782	2,461	2,799
53	293,334	278,590	7,800	2,589	4,355
54	294,973	199,601	69,164	6,998	19,210
55	294,973	272,135	10,903	6,298	5,637
56	292,323	280,113	3,407	3,811	4,992
57	294,442	174,124	100,759	5,134	14,425
58	294,442	275,673	11,157	3,161	4,451
59	294,969	282,202	5,202	3,617	3,948
60	294,439	280,442	4,784	6,722	2,491
61	294,440	280,091	7,487	3,127	3,735

1 Persons of Hispanic origin may be of any race.

SOURCE: United States Bureau of the Census, 1990 Census of Population; material compiled by New York State Legislative Task Force on Demographic Research and Reapportionment.

FIGURE D-4
Senate Districts
New York State
1992



District Lines Represent

Assembly Bill	Senate Bill	Chapter
10111	7280	76
10164	7324	77
10560	7584	78

COMPUTER GRAPHICS PRODUCED BY
 THE NEW YORK STATE LEGISLATIVE TASK FORCE ON
 DEMOGRAPHIC RESEARCH AND REAPPORTIONMENT
 250 BROADWAY 20TH FLOOR
 NEW YORK, NY 10007
 (212) 417-4222

FIGURE D-5
Senate Districts
New York City
1992

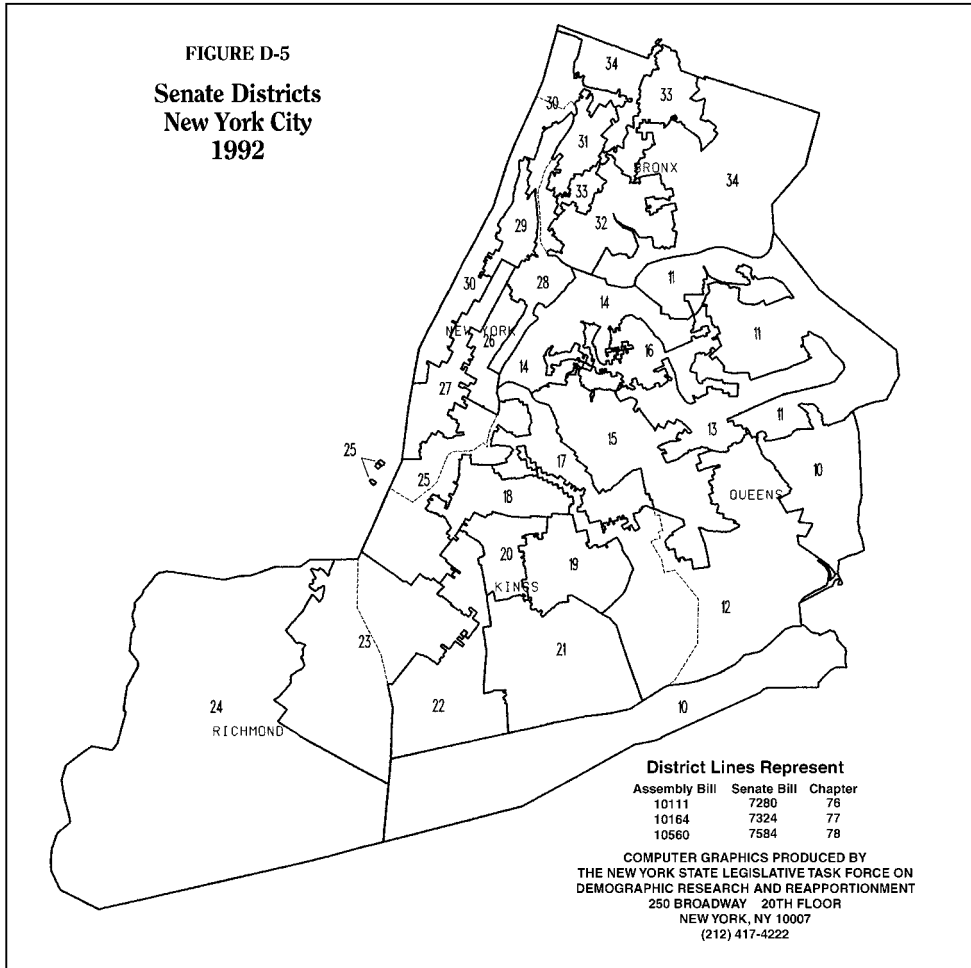


FIGURE D-6
Senate Districts
Nassau and Suffolk Counties
1992

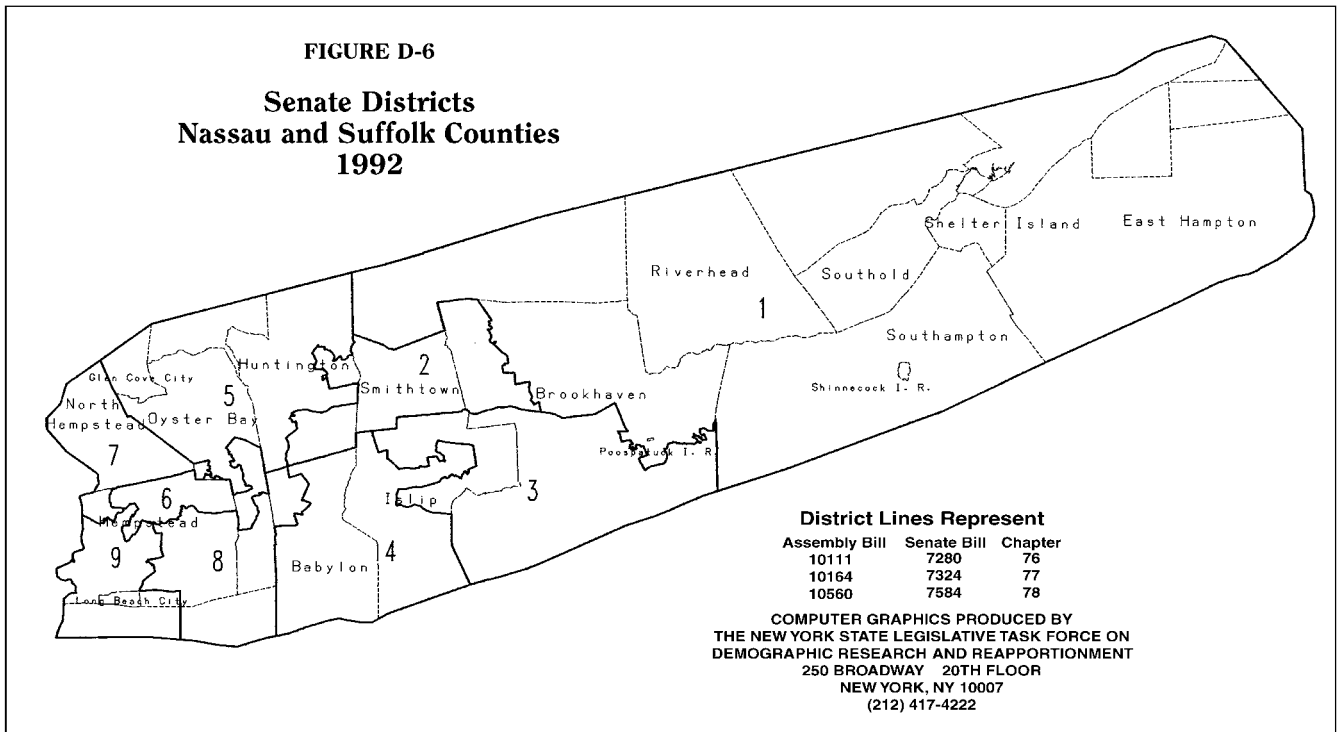


TABLE D-12
Vote Cast for All Candidates for the Office of Member of Assembly
New York State by Assembly District
November 7, 2000

Assembly District	Democratic	Republican	Conservative	Independent	Liberal	Right to Life	Other ¹	Blank, Void & Scattering	Winner
First	Turdik 14,705	Acampora 32,534	Acampora 2,600	Acampora 2,213				10,048	Patricia L. Acampora
Second	Mitchell 15,814	Thiele, Jr. 28,948	Mulcahy 1,864	Mitchell 771			Howell (GRE) 710	9,916	Fred W. Thiele, Jr.
Third	Eddington 19,626	Jefferson 17,701	Jefferson 1,471	Eddington 1,168		Jefferson 1,558	Eddington (WOR) 572	8,414	Patricia A. Eddington
Fourth	Englebright 27,832	Moncayo 14,068	Moncayo 1,152	Englebright 1,713		Moncayo 1,343	Englebright (GRE) 673 Englebright (WOR) 621	7,141	Steven Englebright
Fifth	Levy 24,360	Sarsfield 7,435	Sarsfield 709	Levy 2,031		Sarsfield 1,031	Levy (GRE) 505 Levy (WOR) 542	6,420	Steve Levy
Sixth	Hark 16,694	Wertz 26,135	Wertz 2,171	Wertz 1,287		Wertz 2,549		10,159	Robert C. Wertz
Seventh	Hroncich, Jr. 13,527	Barraga 17,759	Barraga 1,571	Barraga 996		Barraga 1,622	Hroncich, Jr. (WOR) 442	9,870	Thomas F. Barraga
Eighth	Christy 13,233	Boyle 21,730	Boyle 1,960	Boyle 1,337		Carroll 1,283	Mercier (GRE) 453	11,023	Philip M. Boyle
Ninth	Johnson, Jr. 17,359	Flanagan 27,895	Flanagan 2,046	Flanagan 1,952		Flanagan 2,069	Snyder (GRE) 649	8,527	John J. Flanagan
Tenth	Sansiviero 15,400	Conte 21,402	Conte 1,914	Conte 1,617		Colapinto 1,212		9,837	James D. Conte
Eleventh	Sweeney 20,524		Molinaro 1,515	Sweeney 1,973		Quinn 1,236	Sweeney (WOR) 642	15,721	Robert K. Sweeney
Twelfth	Tartaglia 14,544	Labriola 27,152	Labriola 1,981	Labriola 893		Labriola 2,122		7,936	Steven L. Labriola
Thirteenth	Sidikman 29,915	Bergin 14,959	Bergin 1,004	Sidikman 723	Johnson 400		Peress (GRE) 368	9,753	David S. Sidikman
Fourteenth	Burke 16,640	Herbst 25,014	Herbst 1,754	Herbst 791	Buonagura 445	Herbst 2,024	Burke (WOR) 333	8,426	Marc W. Herbst
Fifteenth	Sigalow 16,618	Ferrara 26,337	Ferrara 1,500	Ferrara 943	Sigalow 338	Malone 1,110	Ferrara (WOR) 407	7,990	Donna Ferrara
Sixteenth	DiNapoli 33,364	Galluscio 13,512	Galluscio 771	DiNapoli 834	DiNapoli 722	Galluscio 770	DiNapoli (WOR) 701	8,343	Thomas P. DiNapoli
Seventeenth	Samuels 16,264	O'Connell 26,026	O'Connell 1,865	O'Connell 913	Samuels 296	Beagan 1,588	Henley (GRE) 372 Samuels (WOR) 267	8,659	Maureen C. O'Connell
Eighteenth	Hill Hooper 24,886	Rhoden 4,990	Rhoden 304	Rhoden 664	Hill Hooper 411	Rhoden 513		6,172	Earlene Hill Hooper
Nineteenth	November 21,034	Murray 21,716	Murray 1,294	Murray 664	Hagan 292	Murray 1,668	November (GRE) 424 November (WOR) 352	8,358	Kathleen P. Murray
Nineteenth ²	November 4,995	McDonough 4,894	McDonough 529	McDonough 136	Hagan 12		November (GRE) 102 November (WOR) 116	14	David G. McDonough
Twentieth	Weisenberg 33,327	McDonald 11,696	McDonald 691	Weisenberg 1,022	Weisenberg 567	McDonald 718		8,445	Harvey Weisenberg
Twenty-First	Bergstein 18,729	Barra 23,105	Barra 1,411	Bergstein 411	Bergstein 323	Barra 2,155	Barra (GRE) 332 Bergstein (WOR) 368	9,301	Robert D. Barra
Twenty-Second	Raimo 16,676	Alfano 23,433	Alfano 1,432	Alfano 829	Raimo 328	Bonagura 1,078		7,695	Thomas W. Alfano

(Continued on the following page)

TABLE D-12 (continued)
Vote Cast for All Candidates for the Office of Member of Assembly
New York State by Assembly District
November 7, 2000

Assembly District	Democratic	Republican	Conservative	Independent	Liberal	Right to Life	Other ¹	Blank, Void & Scattering	Winner
Twenty-Third	Pheffer 22,492	Stasi 7,904	Stasi 1,143		Pheffer 610		Pheffer (WOR) 722	6,792	Audrey I. Pheffer
Twenty-Fourth	Weprin 27,142	Sica 7,951	Sica 829		Weprin 730	Sica 309		9,960	Mark Weprin
Twenty-Fifth	McLaughlin 14,781				McLaughlin 428		McLaughlin (WOR) 502	11,170	Brian M. McLaughlin
Twenty-Sixth	Carrozza 25,486							21,189	Ann Margaret E. Carrozza
Twenty-Seventh	Mayersohn 22,606				Mayersohn 739			15,175	Nettie Mayersohn
Twenty-Eighth	Cohen 23,960	Roemmelt 8,354	Roemmelt 686	Roemmelt 231	Cohen 710			9,383	Michael Cohen
Twenty-Ninth	Scarborough 28,254			Smith 472	Scarborough 420		Scarborough (WOR) 619	9,775	William Scarborough
Thirtieth	Markey 17,295							17,491	Margaret M. Markey
Thirty-First	Rhodd-Cummings 22,451			Duvalle 1,049				9,678	Pauline Rhodd-Cummings
Thirty-Second	Cook 25,169				Cook 507			9,317	Vivian E. Cook
Thirty-Third	Clark 30,866	Hutchison 3,224	Hutchison 390	Hutchison 237	Clark 664			8,589	Barbara M. Clark
Thirty-Fourth	Lafayette 15,619	Merino 2,668	Merino 277		Lafayette 318		Lafayette (WOR) 364	5,273	Ivan C. Lafayette
Thirty-Fifth	Aubry 16,289				Aubry 342			8,811	Jeffrion L. Aubry
Thirty-Sixth	Gianaris 20,288	Tabone 6,643	Tabone 516	Honigsfeld 355		Tabone 337		6,907	Michael N. Gianaris
Thirty-Seventh	Nolan 16,873	Lemos 3,099	Lemos 262		Nolan 457	Lemos 223	Nolan (WOR) 608	6,574	Catherine T. Nolan
Thirty-Eighth	Seminario 16,612	Johnert 5,917	Seminario 1,535	Seminario 590				8,018	Anthony S. Seminario
Thirty-Ninth	Seddio 24,640	Maslow 5,289	Maslow 564	Maslow 415			Maslow (GRE) 208 Maslow (WOR) 481	8,114	Frank R. Seddio
Fortieth	Gordon 20,767	Smith-Parker 459	Smith-Parker 74				Griffith (WOR) 2,032	7,531	Diane Gordon
Forty-First	Weinstein 26,503		Johnson, Jr. 815		Weinstein 457			12,061	Helene E. Weinstein
Forty-Second	Jacobs 17,418	Sampson 617		Lareche 3,207				6,676	Rhoda S. Jacobs
Forty-Third	Norman, Jr. 22,440	Hurd 659	Hurd 136				Norman, Jr. (WOR) 756	6,253	Clarence Norman, Jr.
Forty-Fourth	Brennan 24,547	Sanchez 3,623	Clancy, Jr. 488	Vazquez 870			Brennan (WOR) 2,444 Sanchez (SCH) 208	8,481	James F. Brennan
Forty-Fifth	Cymbrowitz 18,514	Fields 4,516	Fields 708					9,485	Steven Cymbrowitz
Forty-Sixth	Cohen 15,265		Belli 1,186				Cohen (WOR) 465	14,473	Adele H. Cohen
Forty-Seventh	Colton 14,374	DeAngelo 4,973	Cimato 1,140		Colton 342		Colton (WOR) 318	6,515	William Colton
Forty-Eighth	Hikind 10,918	Hikind 7,556	Toolan 1,060					7,766	Dov Hikind

(Continued on the following page)

TABLE D-12 (continued)
Vote Cast for All Candidates for the Office of Member of Assembly
New York State by Assembly District
November 7, 2000

Assembly District	Democratic	Republican	Conservative	Independent	Liberal	Right to Life	Other ¹	Blank, Void & Scattering	Winner
Forty-Ninth	Abbate, Jr. 14,922	Frediani 4,482	Frediani 444	Abbate, Jr. 783		Frediani 143	Frediani (WOR) 143	5,808	Peter J. Abbate, Jr.
Fiftieth	Lentol 13,456	Harmatiuk 1,757	Harmatiuk 150				Enriquez (GRE) 1,221	12,242	Joseph R. Lentol
Fifty-First	Ortiz 16,761	LaBoy 1,673	LaBoy 193	Ortiz 227	Ortiz 379		Ortiz (WOR) 1,316	6,753	Felix W. Ortiz
Fifty-Second	Millman 27,347	Pawson 7,473	Pawson 947	Knapp 379	Millman 1,188			9,902	Joan L. Millman
Fifty-Third	Lopez 15,650		DeVincentis 241		Lopez 545			9,334	Vito J. Lopez
Fifty-Fourth	Towns 14,644	Venturina 855	Brennan 109	Towns 185	Towns 172		Towns (WOR) 546	7,501	Darryl C. Towns
Fifty-Fifth	Boyland 21,844	Anderson 335		Stevens 188	Boyland 230			7,329	William F. Boyland
Fifty-Sixth	Vann 23,415	Bramwell 487		Suber 163	Taylor 306			8,292	Albert Vann
Fifty-Sixth ²	Robinson 1,975	Bramwell 195	Bramwell 51	Robinson 202	Taylor 111		Sloan (LBT) 11	65	Annette M. Robinson
Fifty-Seventh	Green 26,006	Goodridge 832	Jeffries 1,466		Jeffries 788			7,208	Roger L. Green
Fifty-Eighth	Perry 19,320		Caesar 132		Perry 258		Perry (WOR) 614	12,314	N. Nick Perry
Fifty-Ninth	Lavelle 19,202	Helbock, Jr. 13,362	Helbock, Jr. 1,486	Lavelle 465	Veasey 287	Helbock, Jr. 765	Hurd, II (GRE) 475 Jorgensen (WOR) 739	7,291	John W. Lavelle
Sixtieth	Vitaliano 24,599	Peters 11,183	Vitaliano 2,419	Hamilton 228			Hamilton (GRE) 270 Vitaliano (WOR) 816	7,239	Eric N. Vitaliano
Sixtieth ²	Hart 3,141	Mirones 3,215	Mirones 426			Mirones 286	Hart (WOR) 268	101	Matthew Mirones
Sixty-First	Hartigan 12,086	Straniere 27,385	Straniere 2,570	Straniere 739		Straniere 995	Straniere (WOR) 509	9,317	Robert A. Straniere
Sixty-Second	Silver 19,535				Silver 549		Dowd (GRE) 3,485	11,548	Sheldon Silver
Sixty-Third	Sanders 32,003	Scala 6,336			Sanders 1,037		Sanders (WOR) 1,765	11,083	Steven Sanders
Sixty-Fourth	Gottfried 33,830				Gottfried 1,157		Gottfried (WOR) 1,660	18,144	Richard N. Gottfried
Sixty-Fifth	Grannis 33,424	McCoy 11,357		Price 580			Grannis (WOR) 806	10,575	Alexander B. Pete Grannis
Sixty-Sixth	Glick 40,969	Mauriello 6,412		Sackett 709	Mauriello 1,074		Glick (WOR) 3,094	9,426	Deborah J. Glick
Sixty-Seventh	Stringer 41,571	Herz 7,939		Herz 358	Stringer 1,040		Stringer (WOR) 1,854	10,805	Scott M. Stringer
Sixty-Eighth	Powell 28,345	Pascale 1,977			Powell 591			8,168	Adam Clayton Powell
Sixty-Ninth	Sullivan 37,466	King 4,024		Taylor 828				11,976	Edward C. Sullivan
Seventieth	Wright 31,359							8,423	Keith L. T. Wright
Seventy-First	Farrell, Jr. 28,618	Jordan 2,160		Cox 407			Jordan (REF) 323	8,116	Herman D. Farrell, Jr.
Seventy-Second	Espaillet 20,369	Rexach 1,374	Brashe 179		Espaillet 355		Rexach (REF) 236	6,010	Adriano Espaillet

(Continued on the following page)

TABLE D-12 (continued)
Vote Cast for All Candidates for the Office of Member of Assembly
New York State by Assembly District
November 7, 2000

Assembly District	Democratic	Republican	Conservative	Independent	Liberal	Right to Life	Other ¹	Blank, Void & Scattering	Winner
Seventy-Third	Polansky 20,128	Ravitz 20,800		Ravitz 1,823	Ravitz 1,089		Swanson (GRE) 636 Swanson (WOR) 255	9,558	John Ravitz
Seventy-Fourth	Arroyo 19,389	Wansi 588	Alamo 266					9,451	Carmen E. Arroyo
Seventy-Fifth	Diaz, Jr. 18,975	Newmark 645	Newmark 92	Newmark 56	Diaz, Jr. 350		Diaz, Jr. (WOR) 359	8,251	Ruben Diaz, Jr.
Seventy-Sixth	Rivera 19,618	Serrano 1,551	Serrano 293					9,823	Peter M. Rivera
Seventy-Seventh	Greene 20,208	Henderson 511	Britt, Jr. 82					7,573	Aurelia Greene
Seventy-Eighth	Rivera 15,655	Dzung-Do 689	Soto 129					7,011	Jose Rivera
Seventy-Ninth	Davis 20,261	Nuzzo 790	Coleman 235				Davis (WOR) 359	8,925	Gloria Davis
Eightieth	Klein 19,110	Franklin 2,975	Brawley 437	Gomez 700	Klein 484		Klein (WOR) 596	8,434	Jeffrey Klein
Eighty-First	Dinowitz 24,279	Richman 4,360	Richman 637		Dinowitz 559		Dinowitz (WOR) 659	9,001	Jeffrey Dinowitz
Eighty-Second	Kaufman 22,127	Tuttle 4,902	Kaufman 1,425					13,770	Stephen B. Kaufman
Eighty-Third	Heastie 21,368	Taylor 1,385	Sauerzopf 183					12,543	Carl E. Heastie
Eighty-Fourth	Pretlow 21,413		Tallon 677	Pretlow 550		Tallon 396	Pretlow (WOR) 342	10,357	James Gary Pretlow
Eighty-Fifth	Tocci 29,485		Tocci 1,671	Tocci 1,074		Naughton 1,465	Tocci (WOR) 442	21,458	Ronald C. Tocci
Eighty-Sixth	Brodsky 33,155	Reynolds 14,327	Reynolds 1,138	Brodsky 1,192		Biegeleisen 873		8,819	Richard L. Brodsky
Eighty-Seventh		Spano 22,084	Spano 2,383	Spano 2,202		Byrne 2,343		20,550	Michael J. Spano
Eighty-Eighth	Paulin 29,437	DiFabio 17,073	DiFabio 1,135	DiFabio 658		Tener 773	Agovino (GRE) 352 Paulin (WOR) 496	6,794	Amy R. Paulin
Eighty-Ninth	Matusow 32,865	Corcoran 22,127	Corcoran 1,464	Matusow 1,220		Giardina 875	Matusow (WOR) 523	7,345	Naomi C. Matusow
Ninetieth	Galef 29,915	Sarcone 16,647	Sarcone 1,394	Sarcone 728		Vasta 848	Galef (WOR) 892	6,390	Sandra R. Galef
Ninety-First		Stephens, Jr. 30,993	Stephens, Jr. 4,207					22,988	Willis H. Stephens, Jr.
Ninety-Second	Gromack 29,562		Gromack 2,742	Gromack 1,723		Fitton 1,934	Gromack (WOR) 846	21,976	Alexander J. Gromack
Ninety-Third	Colman 28,203		Sanguinetti 2,023	Colman 1,723		Walker 1,181	Edelglass (GRE) 703 Colman (WOR) 1,097	20,122	Samuel Colman
Ninety-Fourth	Sollami 16,709	Calhoun 27,280	Calhoun 2,617			Waugh 1,128	Sollami (WOR) 479	6,436	Nancy Calhoun
Ninety-Fifth	Spencer 16,090	Mills, III 27,552	Mills, III 2,131			Kelly 1,248	Ferri (GRE) 874 Spencer (WOR) 454	6,802	Howard D. Mills, III
Ninety-Sixth	Kyriacou 15,498	Kirwan 19,410	Kirwan 1,689	Kyriacou 752		Kirwan 1,020	Kyriacou (WOR) 466	4,975	Thomas J. Kirwan
Ninety-Seventh	Ruggiero 19,436	Miller 24,326	Miller 2,254	Ruggiero 1,124			Ruggiero (WOR) 596	5,126	Joel M. Miller

(Continued on the following page)

TABLE D-12 (continued)
Vote Cast for All Candidates for the Office of Member of Assembly
New York State by Assembly District
November 7, 2000

Assembly District	Democratic	Republican	Conservative	Independent	Liberal	Right to Life	Other ¹	Blank, Void & Scattering	Winner
Ninety-Eighth	Gunther, III 26,577	Brenner 11,446	Gunther, III 2,272			McMurrer 823	Brenner (GRE) 683 Brenner (ESL) 122	5,931	Jacob E. Gunther, III
Ninety-Ninth	Salem 13,591	Manning 32,776	Manning 3,286	Salem 751				7,224	Patrick R. Manning
One Hundreth	Gravelle 13,172	D'Andrea 31,810	D'Andrea 2,484					7,222	Robert A. D'Andrea
One Hundredreth ²	Seeley 2,673	McDonald 7,629	McDonald 468	McDonald 461			Looker (GRE) 735 Seeley (WOR) 161	46	Roy J. McDonald
One Hundred First	Cahill 32,591	Tantillo 14,998	Tantillo 1,823	Cahill 2,545			West (GRE) 1,542 Cahill (WOR) 1,235	3,652	Kevin A. Cahill
One Hundred Second		Faso 32,693	Faso 3,825		Laux 3,282			21,628	John J. Faso
One Hundred Third	Trachtenberg 12,980	Tedisco 33,388	Tedisco 2,024	Tedisco 2,375			Bertsch (GRE) 694 Trachtenberg (WOR) 301	5,694	James N. Tedisco
One Hundred Fourth	McEneny 36,189	Hoey 10,400	Hoey 745	McEneny 1,397	McEneny 700	Hoey 474	McEneny (WOR) 1,681	6,996	John J. McEneny
One Hundred Fifth	Tonko 29,807	Bruner 12,258	Bruner 1,431	Tonko 2,237	Tonko 859		Tonko (WOR) 427 Tonko (PRO) 660	5,250	Paul D. Tonko
One Hundred Sixth	Canestrari 27,384	Mihalko 7,979		Canestrari 2,089		Mihalko 657		6,357	Ronald J. Canestrari
One Hundred Seventh	Lynch 27,330	Prentiss 31,038	Prentiss 2,016	Lynch 1,697	Lynch 566		Audi-Desorbo (GRE) 773 Lynch (WOR) 478 Prentiss (NHT) 446	5,225	Robert G. Prentiss
One Hundred Eighth		Casale 30,260	Casale 2,899	Casale 3,900		Casale 1,334	Dunlea (GRE) 3,739 Dunlea (WOR) 1,257	15,275	Pat M. Casale
One Hundred Ninth		Little 35,762	Little 3,496					18,251	Elizabeth O'C. Little
One Hundred Tenth	O'Connell 12,630	Ortloff 24,623	Ortloff 1,734		O'Connell 513		O'Connell (WOR) 275	3,806	George Christian Ortloff
One Hundred Eleventh	Magee 24,445	Traub 12,670		Magee 3,638				11,118	Bill Magee
One Hundred Twelfth		Scozzafava 24,243	Scozzafava 1,590	Scozzafava 2,560			Hassig (GRE) 1,536 Scozzafava (WOR) 506 Scozzafava (VOT) 246	12,795	Dierdre K. Scozzafava
One Hundred Thirteenth		Butler 31,081	Butler 3,129					19,479	Marc W. Butler
One Hundred Fourteenth	Aubertine 14,935	Nortz 20,101	Parks 332	Aubertine 1,258			Aubertine (GRE) 293 Aubertine (WOR) 228 Nortz (VOT) 332 Aubertine (FAR) 683	1,513	H. Robert Nortz
One Hundred Fifteenth		Townsend, Jr. 31,766	Townsend, Jr. 3,014	Townsend, Jr. 2,779			Townsend, Jr. (WOR) 521	17,441	David R. Townsend, Jr.

(Continued on the following page)

TABLE D-12 (continued)
Vote Cast for All Candidates for the Office of Member of Assembly
New York State by Assembly District
November 7, 2000

Assembly District	Democratic	Republican	Conservative	Independent	Liberal	Right to Life	Other ¹	Blank, Void & Scattering	Winner
One Hundred Sixteenth	Destito 17,512			Destito 2,197		Arena 2,502	Destito (WOR) 523	11,450	RoAnn M. Destito
One Hundred Seventeenth	Hammill 15,398	Sullivan 26,768	Hammill 1,788				Sullivan (VRT) 662	4,413	Frances T. Sullivan
One Hundred Eighteenth	Bragman 33,386			Bragman 3,489			Bragman (WOR) 1,337 Bragman (VET) 561	16,897	Michael J. Bragman
One Hundred Eighteenth ²	Plavoukos 5,957	Sanford 8,684	Plavoukos 363	Plavoukos 510			Plavoukos (WOR) 342	27	William E. Sanford
One Hundred Nineteenth	Christensen 24,094	Faulkner 10,237	Faulkner 917	Faulkner 768			Whitney (GRE) 771 Christensen (WOR) 876	4,927	Joan K. Christensen
One Hundred Twentieth	Magnarelli 20,507	DeRegis 15,125	DeRegis 1,249	DeRegis 1,701			Magnarelli (WOR) 675 Magnarelli (VET) 161	3,175	William B. Magnarelli
One Hundred Twenty-First	O'Hara 20,405	Brown, Jr. 31,279	Brown, Jr. 2,159	Brown, Jr. 1,904			O'Hara (WOR) 752 O'Hara (BIP) 254	7,809	Harold C. Brown, Jr.
One Hundred Twenty-Second		Crouch 32,386						13,281	Clifford W. Crouch
One Hundred Twenty-Third		Dinga 33,079	Dinga 1,788	Dinga 2,448				16,285	Jay J. Dinga
One Hundred Twenty-Fourth		Warner 25,660	Warner 1,749	Salcedo 2,135				17,178	Robert J. Warner
One Hundred Twenty-Fifth	Luster 28,062						Luster (WOR) 2,702	20,600	Martin A. Luster
One Hundred Twenty-Sixth		Finch 26,830	Finch 2,947					20,004	Gary D. Finch
One Hundred Twenty-Seventh		Winner, Jr. 27,495	Graubard 4,896					16,004	George H. Winner, Jr.
One Hundred Twenty-Eighth		Oaks 32,913	Oaks 4,359					15,838	Robert C. Oaks
One Hundred Twenty-Ninth	Casella 21,363	Kolb 26,463	Kolb 2,312					5,191	Brian M. Kolb
One Hundred Thirtieth		Bacalles 31,625	Bacalles 2,404					15,163	James G. Bacalles
One Hundred Thirty-First	John 19,328	Griebel 10,827	Griebel 1,440				Greenbaum (GRE) 1,102	6,616	Susan V. John
One Hundred Thirty-Second	Morelle 35,643	Belmont 13,921	Belmont 1,559					8,816	Joseph D. Morelle
One Hundred Thirty-Third	Gantt 20,274	Tucciarello 6,480	Tucciarello 850	Tranquill 530				5,190	David F. Gantt
One Hundred Thirty-Fourth	Robach 32,399	Faber 10,050	Robach 3,766				Robach (WOR) 659	7,407	Joseph E. Robach
One Hundred Thirty-Fifth	Koon 36,388	Hanna 26,009	Hanna 2,787	Koon 2,540			Koon (WOR) 521	4,695	David R. Koon
One Hundred Thirty-Sixth	Saltzberg 23,515	Errigo 25,648	Errigo 2,411	Saltzberg 1,913				5,267	Joe Errigo
One Hundred Thirty-Seventh		Nesbitt 30,589	Nesbitt 3,958					19,451	Charles H. Nesbitt
One Hundred Thirty-Eighth	Del Monte 23,963	Daly 15,298	Daly 933	Daly 1,165		Daly 1,027	Del Monte (WOR) 1,128	3,572	Francine Del Monte
One Hundred Thirty-Ninth	Dawson 11,610	Seaman 26,237	Seaman 1,883	Seaman 1,851	Dawson 606	Seaman 1,705	Dawson (WOR) 631	9,297	David E. Seaman

(Continued on the following page)

TABLE D-12 (continued)
Vote Cast for All Candidates for the Office of Member of Assembly
New York State by Assembly District
November 7, 2000

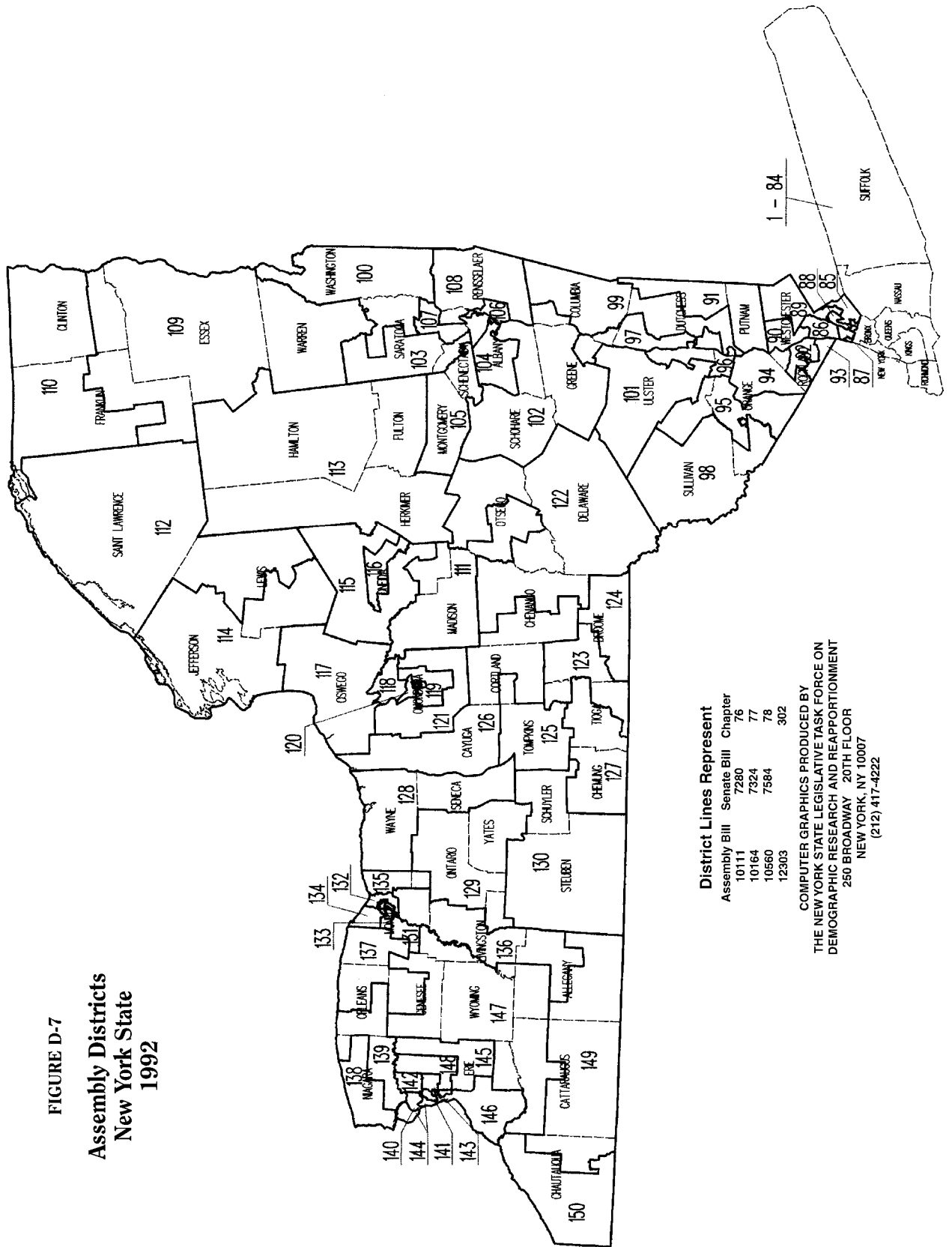
Assembly District	Democratic	Republican	Conservative	Independent	Liberal	Right to Life	Other ¹	Blank, Void & Scattering	Winner
One Hundred Fourtieth	Schimminger 32,866	Annis 10,952	Schimminger 2,080	Schimminger 1,974				8,574	Robin Schimminger
One Hundred Forty-First	Eve 23,138			Peoples 5,826	Eve 550		Peoples (GRE) 1,186 Eve (WOR) 490	5,376	Arthur O. Eve
One Hundred Forty-Second	Ward 22,590	Hayes 26,887	Hayes 2,163	Ward 1,241			Ward (GRE) 729 Ward (WOR) 598	8,193	James P. Hayes
One Hundred Forty-Third	Tokasz 25,971	Heymanowski 8,452	Tokasz 1,549	Tokasz 1,564			Tokasz (WOR) 849	9,417	Paul A. Tokasz
One Hundred Forty-Fourth	Hoyt 24,411	Guericio 6,960		Guericio 1,330	Hoyt 1,316			7,378	Sam Hoyt
One Hundred Forty-Fifth	Higgins 27,634	Calhoun 16,417	Higgins 2,557	Higgins 1,891		Calhoun 1,451	Higgins (WOR) 1,153	7,462	Brian M. Higgins
One Hundred Forty-Sixth	Smith 24,458	Hotho 15,179	Smith 2,612	Smith 1,807	Tylock 477		Smith (WOR) 928 Smith (SMA) 255	10,117	Richard A. Smith
One Hundred Forty-Seventh	Blake 11,168	Burling 27,633	Burling 2,276	Burling 1,339				9,778	Daniel J. Burling
One Hundred Forty-Eighth	Fontana 19,978	Wirth 30,118	Wirth 3,218	Fontana 1,606		Wirth 2,324	Fontana (WOR) 928	8,958	Sandra Lee Wirth
One Hundred Forty-Ninth	Gleason, Jr. 10,799	Young 27,924	Young 1,738	Young 1,318				5,907	Catherine M. Young
One Hundred Fiftieth	Parment 26,273	Elf 14,534	Elf 1,385	Parment 2,015				5,336	William L. Parment

1 Political party abbreviations:
 BIP — Bipartisan
 ESL — End SC Legislature
 FAR — Farmers and Small Business Party
 GRE — Green Party
 LBT — Libertarian Party
 NHT — No Home Heat Tax
 PRO — Property Tax Cut Party
 REF — Reform

SCH — School Choice
 SMA — Smart Taxes
 VET — Veterans Party
 VOT — Voter Rights Party
 VRT — Voter Rights Party
 WOR — Working Families Party

2 Special Election held on February 12, 2002.
 SOURCE: New York State Board of Elections.

FIGURE D-7
Assembly Districts
New York State
1992



District Lines Represent

Assembly Bill	Senate Bill	Chapter
10111	7280	76
10164	7324	77
10560	7584	78
12303		302

COMPUTER GRAPHICS PRODUCED BY
 THE NEW YORK STATE LEGISLATIVE TASK FORCE ON
 DEMOGRAPHIC RESEARCH AND REAPPORTIONMENT
 250 BROADWAY, 20TH FLOOR
 NEW YORK, NY 10007
 (212) 417-4222

FIGURE D-8

**Assembly Districts
New York City
1992**

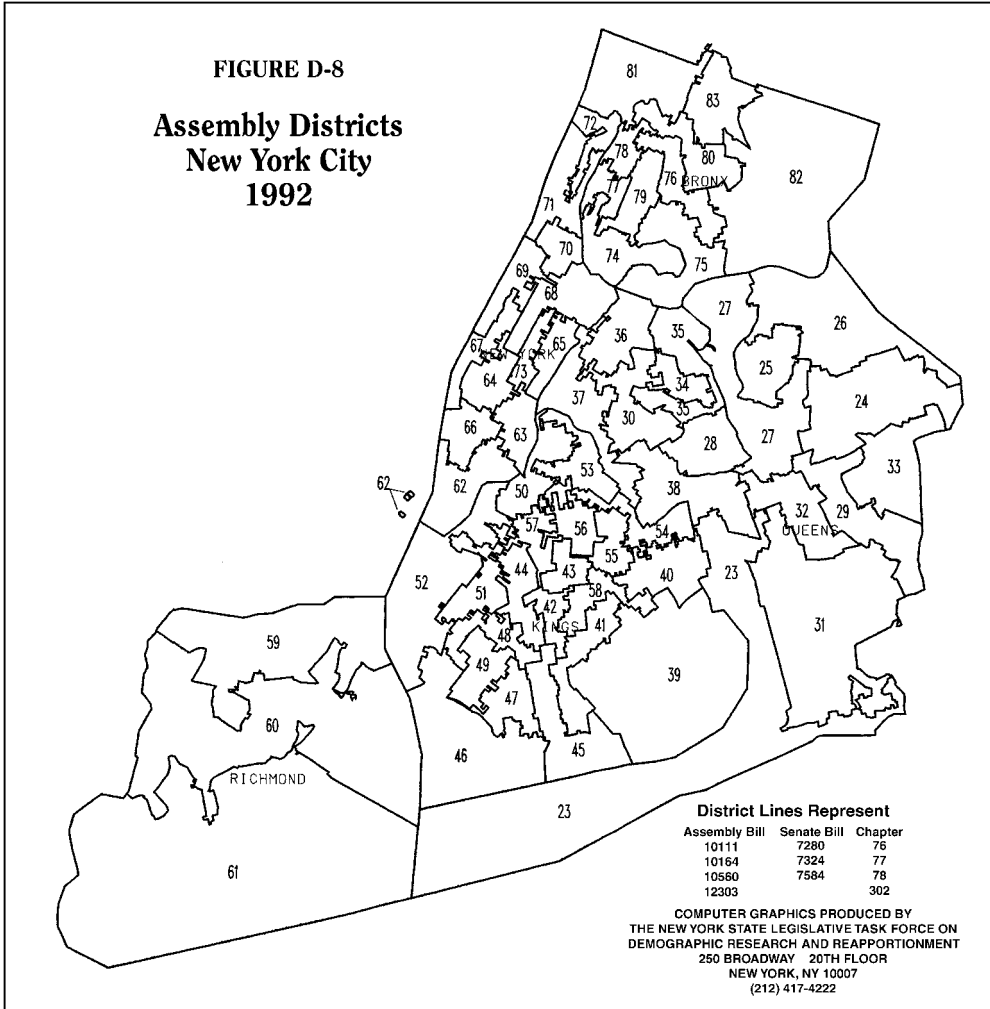


FIGURE D-9

**Assembly Districts
Nassau and Suffolk Counties
1992**

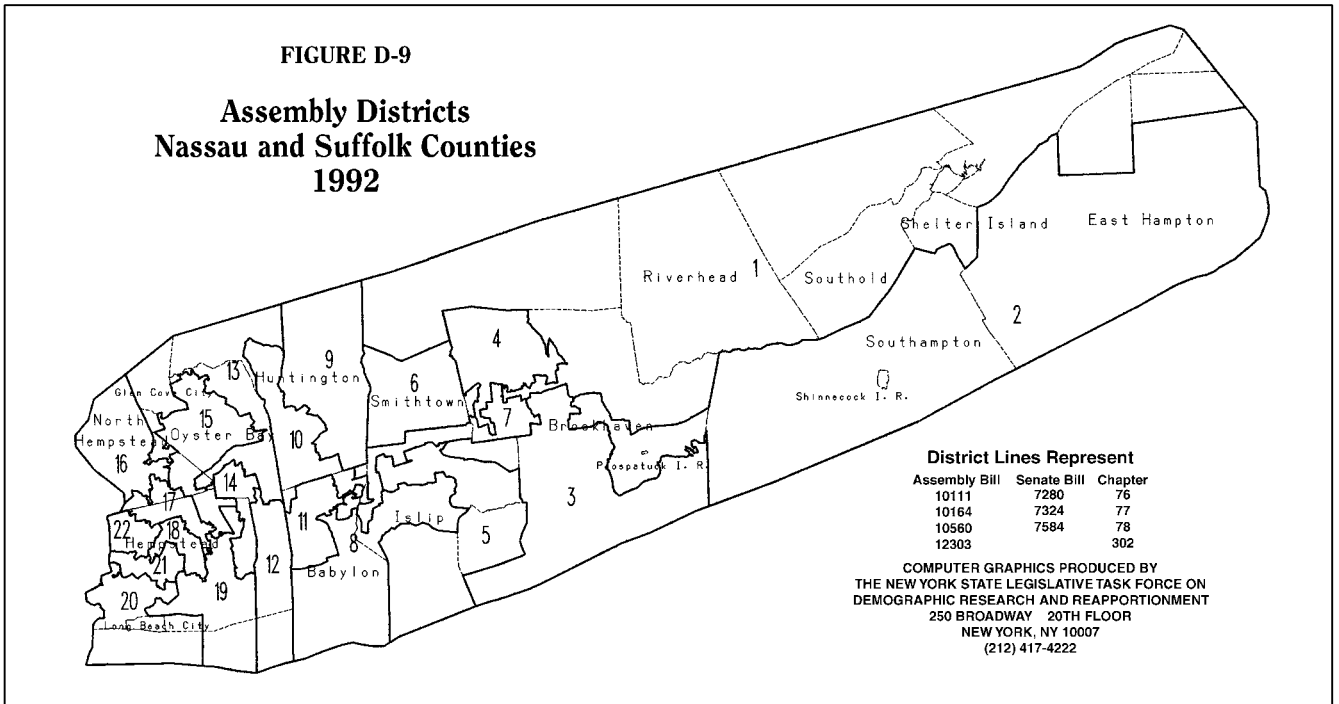


TABLE D-13
Population by Race and Spanish Origin
New York State by Assembly District — 1992

Assembly District	Total Population	Non-Hispanic White	Non-Hispanic Black	Non-Hispanic Other	Hispanic ¹
All Districts	17,990,455	12,460,189	2,569,126	747,114	2,214,026
1	120,165	110,009	4,800	1,411	3,945
2	120,167	106,589	6,110	1,715	5,753
3	120,168	101,291	7,766	2,186	8,925
4	120,172	106,754	3,042	4,965	5,411
5	120,171	80,608	12,378	2,142	25,043
6	120,172	113,579	1,086	2,275	3,232
7	120,170	106,279	2,388	1,942	9,561
8	120,170	107,346	4,041	1,666	7,117
9	120,171	110,073	3,498	3,137	3,463
10	120,169	105,828	4,843	2,778	6,720
11	120,169	82,338	27,351	1,798	8,682
12	117,031	108,972	2,245	1,921	3,893
13	117,033	95,279	10,982	4,195	6,577
14	117,033	109,185	273	3,082	4,493
15	117,033	103,182	3,708	4,799	5,344
16	117,032	99,143	3,615	7,927	6,347
17	117,031	102,120	4,691	4,478	5,742
18	117,031	29,789	64,403	2,288	20,551
19	117,033	108,364	1,926	2,070	4,673
20	117,030	103,063	5,033	2,275	6,659
21	117,030	106,789	1,644	2,743	5,854
22	117,031	98,017	6,795	4,966	7,253
23	121,977	92,611	9,015	5,530	14,821
24	121,972	91,986	4,682	16,667	8,637
25	121,971	46,934	8,314	41,779	24,944
26	121,970	99,918	2,549	11,187	8,316
27	121,972	80,116	8,983	15,263	17,610
28	121,971	94,447	2,259	14,211	11,054
29	121,974	18,906	74,969	10,026	18,073
30	121,977	71,902	2,418	20,314	27,343
31	121,977	16,746	76,051	6,018	23,162
32	121,977	18,340	71,645	7,565	24,427
33	121,974	22,926	79,464	6,945	12,639
34	121,974	27,865	4,509	20,305	69,295
35	121,975	20,547	28,734	32,842	39,852
36	121,983	85,748	1,538	11,477	23,220
37	121,977	54,146	14,037	14,959	38,835
38	121,977	94,419	1,675	6,991	18,892
39	115,046	97,621	5,584	4,508	7,333
40	115,016	3,495	79,453	2,362	29,706
41	115,043	65,851	35,848	5,275	8,069
42	115,039	11,250	82,461	4,744	16,584
43	115,015	11,889	92,379	1,626	9,121
44	115,032	73,340	15,921	9,790	15,981
45	115,051	96,242	2,348	9,405	7,056
46	115,042	68,204	21,010	7,298	18,530
47	115,040	94,310	753	11,180	8,797
48	115,045	84,211	2,211	13,771	14,852
49	115,040	96,320	361	10,409	7,950
50	115,029	64,425	23,430	3,832	23,342
51	115,033	24,649	13,639	8,822	67,923
52	115,032	87,463	6,380	6,445	14,744
53	115,029	14,897	11,726	6,231	82,175
54	115,016	6,469	28,199	4,644	75,704
55	115,021	762	95,027	995	18,237
56	115,027	1,010	99,027	1,253	13,737
57	115,026	13,260	85,271	2,364	14,131
58	115,042	7,561	96,774	2,268	8,439
59	126,328	80,165	24,153	5,540	16,470
60	126,323	107,018	3,027	8,139	8,139
61	126,326	115,898	992	3,806	5,630
62	123,972	35,972	7,874	53,528	26,598
63	123,970	72,521	10,792	8,735	31,922
64	123,946	88,378	8,500	7,468	19,600
65	123,965	105,710	4,545	6,346	7,364
66	123,969	101,106	5,357	7,797	9,709
67	123,948	95,468	8,098	4,918	15,464
68	123,956	12,154	44,629	2,535	64,638
69	123,946	63,876	24,728	8,075	27,267
70	123,951	2,737	86,576	1,647	32,991
71	123,983	25,045	46,600	3,323	49,015
72	123,983	13,539	10,913	3,154	96,377
73	123,947	110,249	2,508	5,505	5,685
74	120,375	2,310	34,511	2,024	81,530
75	120,372	2,767	40,097	1,626	75,882
76	120,373	15,700	28,557	6,271	69,845
77	120,390	2,456	54,737	2,706	60,491
78	120,379	8,478	32,596	6,304	73,001
79	120,376	7,964	53,595	1,463	57,354
80	120,377	70,500	13,549	6,247	30,081

(Continued on the following page)

TABLE D-13 (continued)
Population by Race and Spanish Origin
New York State by Assembly District — 1992

Assembly District	Total Population	Non-Hispanic White	Non-Hispanic Black	Non-Hispanic Other	Hispanic ¹
81	120,384	70,366	13,736	6,801	29,481
82	120,381	73,963	21,035	2,754	22,629
83	120,382	17,999	76,700	2,866	22,817
84	125,200	40,336	54,265	3,679	26,920
85	125,195	99,738	7,060	4,454	13,943
86	124,406	94,947	12,717	7,678	9,064
87	125,192	106,640	5,301	3,756	9,495
88	125,196	87,336	18,957	7,107	11,796
89	125,193	109,893	4,824	4,047	6,429
90	124,484	101,668	11,141	3,128	8,547
91	119,803	111,897	3,042	1,278	3,586
92	122,737	97,190	8,917	5,415	11,215
93	122,744	96,773	14,866	5,480	5,625
94	122,745	111,270	4,216	2,175	5,084
95	124,142	107,928	6,564	1,616	8,034
96	118,120	84,331	21,191	1,631	10,967
97	121,817	110,361	4,998	3,486	2,972
98	121,948	103,046	8,483	1,451	8,968
99	121,268	109,917	5,424	2,189	3,738
100	122,625	116,679	3,091	645	2,210
101	117,354	107,229	4,292	1,945	3,888
102	119,033	113,215	2,555	922	2,341
103	121,182	113,167	4,352	1,818	1,845
104	119,107	107,724	6,246	2,622	2,515
105	121,183	114,233	2,326	952	3,672
106	119,107	95,595	18,937	2,159	2,416
107	125,553	118,975	2,553	2,557	1,468
108	119,113	115,358	1,211	1,540	1,004
109	121,388	117,483	1,580	819	1,506
110	121,308	110,205	4,520	3,556	3,027
111	117,504	113,680	1,472	1,100	1,252
112	118,145	114,057	1,428	1,362	1,298
113	125,267	123,026	808	621	812
114	117,742	106,913	6,214	1,455	3,160
115	116,219	113,835	806	919	659
116	116,218	97,830	11,693	1,713	4,982
117	121,771	119,132	578	902	1,159
118	120,454	115,015	2,505	1,830	1,104
119	115,479	79,135	28,876	4,120	3,348
120	115,478	105,613	4,924	2,992	1,949
121	117,562	114,761	607	1,400	794
122	116,596	114,014	772	751	1,059
123	121,220	117,474	1,147	1,650	949
124	117,200	109,537	3,165	2,795	1,703
125	121,952	110,494	3,294	5,741	2,423
126	116,350	111,075	2,989	787	1,499
127	121,272	113,430	5,031	1,177	1,634
128	122,806	116,764	3,248	913	1,881
129	120,488	116,381	1,737	881	1,489
130	117,750	114,892	1,283	892	683
131	116,865	91,499	15,106	3,511	6,749
132	116,855	108,656	3,581	2,394	2,224
133	116,866	47,614	54,934	1,945	12,373
134	116,842	109,338	3,638	1,586	2,280
135	118,996	113,786	1,683	2,492	1,035
136	119,715	110,993	3,942	2,868	1,912
137	121,228	114,560	3,730	1,154	1,784
138	118,502	105,166	10,065	2,110	1,161
139	119,694	114,833	2,689	871	1,301
140	119,681	115,891	1,394	1,297	1,099
141	119,680	29,407	86,572	1,406	2,295
142	119,693	109,238	3,932	5,118	1,405
143	119,693	116,286	2,076	653	678
144	119,682	94,723	9,862	3,386	11,711
145	119,693	116,166	1,014	801	1,712
146	119,680	111,620	2,889	2,490	2,681
147	120,286	114,765	2,484	1,602	1,435
148	119,676	117,895	473	678	630
149	120,330	116,642	938	2,000	750
150	120,406	113,197	2,251	1,008	3,950

1 Persons of Hispanic origin may be of any race.

SOURCE: United States Bureau of the Census, 1990 Census of Population; material compiled by New York State Legislative Task Force on Demographic Research and Reapportionment.

TABLE D-14
Vote Cast for All Candidates for the Office of Justice of the Supreme Court
New York State by Judicial District
November 6, 2001

Judicial District	Democratic	Republican	Conservative	Independence	Liberal	Right to Life	Working Families	Other ¹	Blank Void & Scattering	Winners
First	Altman 189,171 Andrias 176,211 Kapnick 177,892 Padro 174,065	Altman 71,589 Andrias 65,775 Kapnick 65,858 Padro 64,319			Altman 6,427 Andrias 6,294 Kapnick 6,746 Padro 6,491		Altman 8,976 Schaeffer 9,991 Acosta 9,554 Padro 8,693		548,078	Myriam J. Altman Richard T. Andrias Barbara Kapnick Eduardo Padro
Second	DiMango 211,430 Ruditzky 194,000 Bunyan 182,665 Hurkin-Torres 186,753 Bruno 193,894 Aliotta 187,458	Collini 102,863 Ducey Martin 95,782 Connors, Jr. 99,069 Hurkin-Torres 90,759 Ajello 96,206 Scamardella 98,677	Collini 11,775 Ducey Martin 11,375 Connors, Jr. 11,491 Hurkin-Torres 10,575 Ajello 11,923 Scamardella 6,168		DiMango 5,805 Ruditzky 4,889 Bunyan 4,202 Bruno 5,216 Aliotta 4,474		Hurkin-Torres 9,310 DiMango 11,657 Ruditzky 9,523 Bunyan 9,400 Finnegan 10,282 Aliotta 9,713		1,335,412	Robert J. Collini MaryLou Ducey Martin John P. Connors, Jr. Allen Hurkin-Torres Michael V. Ajello Robert J. Scamardella
Fourth	Spargo 72,130 Stein 71,528	Spargo 90,725 Stein 85,535		Spargo 8,996 Stein 8,763			Stein 1,341		112,557	Thomas J. Spargo Leslie E. Stein
Fourth	Plumadore 48,096	Plumadore 94,755	Plumadore 7,703						63,169	Jan H. Plumadore
Fifth	Klim 75,243 Michaels 65,585	Hayes 92,924 Carni 91,175 Hurlbutt 97,340 McGuire 99,496 Daley 99,302	Hayes 7,829 Carni 7,910 Hurlbutt 8,357 McGuire 8,814 Daley 8,753	Hayes 8,015 Carni 8,917 Hurlbutt 12,268 McGuire 12,767 Daley 12,366					383,114	Leo F. Hayes Edward D. Carni Robert G. Hurlbutt Joseph D. McGuire Michael E. Daley
Sixth		Rose 74,194							63,325	Robert S. Rose
Seventh	Valentino 132,240	Doyle 107,451	Doyle 12,495					Valentino (Jud. Integrity) 3,997	29,790	Mary Doyle Joseph D. Valentino
Ninth	Friia 137,095 Passidomo 133,387 Gross 133,404 Fine 127,890	Rosato 151,757 Bergerman 145,641 Spolzino 146,463 Colabella 151,889	Rosato 15,962 Bergerman 15,286 Spolzino 16,139 Colabella 15,942	Rosato 9,987 Bergerman 9,599 Spolzino 9,949 Colabella 9,964		Rosato 12,448 Bergerman 11,964 Kralik 11,250 Colabella 12,487	Friia 5,122 Spolzino 3,855		303,533	Peter Rosato George M. Bergerman Robert Spolzino Nicholas Colabella
Tenth	Nolan 233,184 Gartner 202,041	Pines 209,085 Ross 211,627	Pines 19,159 Gartner 13,614	Pines 11,736 Ross 12,076	Ross 3,399 Gartner 3,060	Pines 23,041 Ross 23,272	Nolan 5,404 Gartner 3,391		183,648	Emily Pines Robert A. Ross
Eleventh	Durante 152,159 Hart 139,341 Ritholtz 139,524 O'Donoghue 139,950 Strauss 140,565	Durante 86,374 Geller 85,010 Katsorhis 80,690 O'Donoghue 80,103 Strauss 77,272	Durante 8,146 Geller 8,890 Katsorhis 8,383 O'Donoghue 7,725		Durante 3,577 Hart 3,193 Ritholtz 3,297 O'Donoghue 3,195 Strauss 3,516		Durante 4,671 Hart 3,894 Ritholtz 3,937 O'Donoghue 3,540 Strauss 4,001		761,549	Joan M. Durante Carolyn Geller Kerry J. Katsorhis Peter J. O'Donoghue Sidney F. Strauss
Twelfth	Renwick 85,774 Manzanet 67,764	Welch 24,362 Sanchez, Jr. 25,440	Garvey 4,726 Levine 3,611						173,379	Dianne T. Renwick Sallie Manzanet

NOTE: There was no election held in the Eighth Judicial District.

SOURCE: New York State Board of Elections.

TABLE D-15
Vote Cast for the Proposition on Making the Constitution Gender-Neutral
New York State by County — November 6, 2001

County	Total	Yes	No	Blank, Void and Scattering
New York State	3,940,900	983,858	779,437	2,177,605
New York City	1,519,518	379,129	199,399	940,990
Bronx	192,529	39,955	16,683	135,891
Kings	425,951	84,346	44,571	297,034
New York	398,659	135,916	60,275	202,468
Queens	390,500	89,015	53,875	247,610
Richmond	111,879	29,897	23,995	57,987
Rest of State	2,421,382	604,729	580,038	1,236,615
Albany	81,018	22,885	19,574	38,559
Allegany	10,353	2,511	2,542	5,300
Broome	40,105	11,781	13,975	14,349
Cattaraugus	18,526	4,130	4,129	10,267
Cayuga	22,492	4,270	5,047	13,175
Chautauqua	36,397	8,876	8,349	19,172
Chemung	11,158	3,285	2,832	5,041
Chenango	8,738	2,134	2,141	4,463
Clinton	21,505	5,204	5,237	11,064
Columbia	18,793	4,111	4,205	10,477
Cortland	12,829	3,071	3,111	6,647
Delaware	11,040	2,447	2,660	5,933
Dutchess	53,294	13,080	14,305	25,909
Erie	222,246	48,741	56,676	116,829
Essex	12,355	2,191	2,717	7,447
Franklin	11,822	2,662	2,524	6,636
Fulton	11,613	2,500	3,021	6,092
Genesee	12,431	2,485	3,630	6,316
Greene	12,437	2,452	3,413	6,572
Hamilton	3,027	596	852	1,579
Herkimer	13,229	2,570	2,618	8,041
Jefferson	19,522	4,111	5,514	9,897
Lewis	7,940	1,568	2,028	4,344
Livingston	14,339	2,995	3,465	7,879
Madison	10,508	2,633	2,785	5,090
Monroe	180,140	51,119	42,937	86,084
Montgomery	10,739	2,305	2,903	5,531
Nassau	328,642	88,896	67,237	172,509
Niagara	52,481	14,502	18,757	19,222
Oneida	52,192	11,992	11,239	28,961
Onondaga	100,442	25,707	21,194	53,541
Ontario	23,233	5,844	5,646	11,743
Orange	73,681	15,428	14,025	44,228
Orleans	6,158	1,268	1,795	3,095
Oswego	26,712	5,816	5,859	15,037
Otsego	12,508	3,717	3,069	5,722
Putnam	9,946	4,988	4,958	—
Rensselaer	46,513	10,553	11,252	24,708
Rockland	62,436	11,983	10,966	39,487
St. Lawrence	24,677	5,311	4,683	14,683
Saratoga	49,384	13,829	14,638	20,917
Schenectady	38,753	9,404	9,916	19,433
Schoharie	9,469	1,968	2,937	4,564
Schuyler	3,597	893	961	1,743
Seneca	9,093	1,874	1,863	5,356
Steuben	15,382	3,557	4,053	7,772
Suffolk	250,225	65,717	64,479	120,029
Sullivan	19,475	4,343	4,065	11,067
Tioga	10,525	2,491	3,273	4,761
Tompkins	16,514	6,708	3,855	5,951
Ulster	38,810	8,879	8,713	21,218
Warren	17,059	3,677	5,254	8,128
Washington	12,789	3,043	4,397	5,349
Wayne	17,253	3,900	5,053	8,300
Westchester	191,411	49,158	39,155	103,098
Wyoming	9,385	1,458	2,544	5,383
Yates	4,041	1,112	1,012	1,917

NOTE: See Glossary on page 168 for provisions of proposal.

SOURCE: New York State Board of Elections.

— Represents zero.

Glossary D

Glossary for Table D-15

Previously, the State Constitution was written so that provisions applicable to all persons used pronouns and other terms only in the masculine form. The proposed amendment required all such references changed to make them gender-neutral, by revising references to the masculine form to include either an additional feminine reference or to replace the masculine of the term with a gender-neutral term.