



Section D

Elections

Voter Registration

Political Party Enrollment

Votes Cast for State Offices
including Legislature

Votes Cast for National Officer
including Congress

Election District Populations
by Race and Spanish Origin

Votes Cast for Amendments

Congressional District Maps

State Senate District Maps

State Assembly District Maps



- D-1 Voter Registrations, NYS by County: 1998-2002
- D-2 Political Party Enrollment, NYS by County: November 1, 2002
- D-3 Vote Cast for Governor and Lieutenant Governor by Party of Candidates, NYS: November 5, 2002
- D-4 Vote Cast for State Comptroller by Party of Candidate, NYS by County: November 5, 2002
- D-5 Vote Cast for State Attorney General by Party of Candidate, NYS by County: November 5, 2002
- D-6 Vote Cast in Presidential Election, NYS by County: November 7, 2000
- D-7 Vote Cast for United States Senator by Party of Candidate, NYS by County: November 7, 2000
- D-8 Vote Cast for All Candidates for the Office of Representative in Congress, NYS by Congressional District: November 5, 2002
- D-9 Population by Race and Spanish Origin, NYS by Congressional District: 2002
- D-10 Vote Cast for All Candidates for the Office of State Senator, NYS by Senate District: November 5, 2002
- D-11 Population by Race and Spanish Origin, NYS by Senate District: 2002

- D-12 Vote Cast for All Candidates for the Office of Member of Assembly, NYS by Assembly District: November 5, 2002
- D-13 Population by Race and Spanish Origin, NYS by Assembly District: 2002
- D-14 Vote Cast for All Candidates for the Office of Justice of the Supreme Court, NYS by Judicial District: November 5, 2002

Figures

- D-1 Congressional Districts, NYS: 2002
- D-2 Congressional Districts, NYC: 2002
- D-3 Congressional Districts, Long Island: 2002
- D-4 Senate Districts, NYS: 2002
- D-5 Senate Districts, NYC: 2002
- D-6 Senate Districts, Long Island: 2002
- D-7 Assembly Districts, NYS: 2002
- D-8 Assembly Districts, NYC: 2002
- D-9 Assembly Districts, Long Island: 2002

TABLE D-1
Voter Registrations
New York State by County — 1998-2002

County	1998	1999	2000	2001	2002
New York State	10,740,788	10,866,348	11,262,816	11,033,578	11,246,362
New York City	4,058,856	4,174,870	4,255,399	4,104,923	4,237,103
Bronx	640,279	654,272	668,467	641,090	663,867
Kings	1,207,419	1,247,099	1,289,955	1,241,060	1,271,743
New York	998,105	1,018,957	1,029,050	975,218	1,010,007
Queens	978,557	1,004,797	1,018,159	1,001,625	1,038,926
Richmond	234,496	249,745	249,768	245,930	252,560
Rest of State	6,681,932	6,691,478	7,007,417	6,928,655	7,009,259
Albany	212,690	207,043	217,446	211,694	215,990
Allegany	27,656	27,362	28,432	27,635	28,327
Broome	129,705	129,675	136,485	126,870	129,402
Cattaraugus	52,084	51,999	53,862	53,732	54,780
Cayuga	48,689	49,716	51,645	50,747	51,539
Chautauqua	91,617	92,237	95,534	95,429	95,328
Chemung	53,560	55,124	57,618	55,817	56,788
Chenango	30,013	30,030	31,530	30,834	31,616
Clinton	49,651	49,677	51,826	52,574	44,796
Columbia	37,234	37,370	39,809	41,070	42,593
Cortland	29,293	30,370	32,301	30,659	31,060
Delaware	29,745	29,425	30,920	30,707	31,223
Dutchess	154,068	152,157	159,846	159,014	162,969
Erie	600,958	613,088	627,598	634,719	643,266
Essex	25,341	25,912	26,862	27,268	27,709
Franklin	27,077	27,017	28,137	28,027	28,544
Fulton	31,619	31,185	32,105	31,572	31,752
Genesee	36,140	36,946	38,824	37,729	38,383
Greene	28,506	30,638	31,903	30,670	31,359
Hamilton	5,171	5,193	5,304	5,338	5,396
Herkimer	43,120	44,058	46,044	43,898	44,168
Jefferson	59,033	57,780	61,246	63,228	64,954
Lewis	16,382	16,673	16,897	17,361	17,590
Livingston	37,694	37,226	39,272	39,425	40,176
Madison	42,029	42,440	44,846	43,798	45,021
Monroe	426,821	426,235	442,551	450,579	428,615
Montgomery	31,944	31,804	32,524	32,316	32,478
Nassau	867,606	846,551	892,314	884,228	896,901
Niagara	139,454	143,822	148,474	151,286	153,927
Oneida	143,268	137,395	141,175	138,325	138,551
Onondaga	290,209	288,861	304,286	289,758	294,547
Ontario	60,612	62,137	66,182	67,333	69,124
Orange	186,685	190,378	200,786	196,418	202,482
Orleans	23,023	23,806	24,363	25,437	25,758
Oswego	80,004	82,659	86,018	87,408	88,451
Otsego	35,237	36,252	37,430	36,557	35,831
Putnam	59,082	59,574	63,395	64,482	62,398
Rensselaer	99,918	100,423	106,624	103,467	104,434
Rockland	170,553	165,142	173,926	175,929	174,297
St. Lawrence	64,080	65,155	67,586	65,730	66,927
Saratoga	128,522	132,275	141,155	136,474	140,997
Schenectady	97,849	95,471	99,442	98,487	99,376
Schoharie	18,531	18,419	18,866	18,285	18,542
Schuyler	11,799	11,825	12,504	12,772	12,909
Seneca	21,047	21,219	21,848	22,479	20,581
Steuben	56,106	55,860	58,103	59,174	58,592
Suffolk	826,659	825,938	873,074	851,017	874,187
Sullivan	48,471	49,632	51,118	52,629	53,618
Tioga	32,232	32,341	33,923	34,612	35,006
Tompkins	55,986	56,384	62,890	58,434	60,729
Ulster	104,234	107,665	112,805	115,389	117,963
Warren	42,656	46,333	44,609	43,976	44,799
Washington	35,027	35,040	36,315	36,144	36,802
Wayne	55,158	55,243	57,851	56,638	57,691
Westchester	529,967	537,585	567,216	552,613	566,364
Wyoming	24,486	24,764	25,979	25,777	26,522
Yates	14,631	14,949	15,793	14,687	15,131

SOURCE: New York State Board of Elections.

TABLE D-2
Political Party Enrollment
New York State by County — November 1, 2002

Counties	Total ¹	Democrat	Republican	Conservative	Independence	Liberal	Right to Life	Green	Working Families	Blank, Void and Missing
New York State	11,246,362	5,255,521	3,132,161	163,314	257,281	86,242	49,482	29,528	15,763	2,257,070
New York City	4,237,103	2,819,414	536,460	25,602	80,323	28,636	12,801	10,107	6,209	717,551
Bronx	663,867	490,259	53,545	4,313	11,419	4,877	2,685	446	1,280	95,043
Kings	1,271,743	891,154	128,887	5,829	22,388	7,957	3,810	3,756	2,110	205,852
Manhattan	1,010,007	671,016	120,618	2,559	22,599	6,777	1,959	4,006	872	179,601
Queens	1,038,926	652,347	156,263	8,064	18,632	7,232	3,179	1,591	1,398	190,220
Richmond	252,560	114,638	77,147	4,837	5,285	1,793	1,168	308	549	46,835
Rest of State	7,009,259	2,436,107	2,595,701	137,712	176,958	57,606	36,681	19,421	9,554	1,539,519
Albany	215,990	103,337	51,798	3,264	6,133	1,284	650	872	375	48,277
Allegany	28,327	7,185	15,174	421	686	252	147	70	56	4,336
Broome	129,402	45,684	53,233	1,622	3,242	1,216	556	570	245	23,034
Cattaraugus	54,780	19,246	22,034	1,225	1,388	602	429	104	107	9,645
Cayuga	51,539	17,013	20,549	1,570	1,658	507	239	148	85	9,770
Chautauqua	95,328	33,819	33,711	2,393	2,588	1,046	620	194	132	20,825
Chemung	56,788	17,682	25,073	723	1,904	583	373	97	76	10,277
Chenango	31,616	7,932	15,161	516	1,064	354	177	125	62	6,225
Clinton	44,796	15,692	16,653	428	1,599	706	188	154	44	9,332
Columbia	42,593	11,371	14,677	1,596	1,602	367	179	226	45	12,530
Cortland	31,060	9,337	12,389	467	1,059	348	110	120	64	7,166
Delaware	31,223	8,234	15,354	560	940	264	126	108	31	5,606
Dutchess	162,969	48,308	56,521	3,535	4,955	1,391	1,015	612	226	46,406
Erie	643,266	319,548	183,479	14,176	13,898	6,360	4,534	1,635	947	98,689
Essex	27,709	6,636	14,577	216	1,043	286	93	95	17	4,746
Franklin	28,544	10,302	11,577	402	1,062	232	118	93	32	4,726
Fulton	31,752	7,401	18,253	396	824	253	123	55	52	4,395
Genesee	38,383	10,600	17,120	947	1,120	442	291	83	64	7,716
Greene	31,359	6,892	13,934	933	905	213	179	74	37	8,192
Hamilton	5,396	1,057	3,579	60	105	21	21	8	1	544
Herkimer	44,168	11,991	22,641	598	1,446	372	189	82	54	6,795
Jefferson	64,954	18,652	29,046	949	2,190	684	317	132	92	12,892
Lewis	17,590	4,615	9,696	227	413	158	80	21	18	2,362
Livingston	40,176	10,660	18,568	866	1,156	444	235	131	41	8,075
Madison	45,021	11,742	20,122	952	1,548	476	240	145	60	9,736
Monroe	428,615	152,856	150,453	8,272	10,074	3,060	1,764	1,166	377	100,593
Montgomery	32,478	11,868	12,641	644	965	356	191	50	29	5,734
Nassau	896,901	304,826	369,193	10,417	14,271	5,399	3,573	1,157	800	187,265
Niagara	153,927	64,537	53,911	3,060	3,069	1,964	1,515	307	299	25,265
Oneida	138,551	48,658	56,520	1,748	4,245	1,256	712	236	166	25,010
Onondaga	294,547	94,850	105,371	5,095	8,607	2,458	1,628	1,252	691	74,595
Ontario	69,124	19,763	29,506	1,278	2,118	694	295	238	57	15,175
Orange	202,482	65,483	79,411	4,085	5,488	1,488	1,220	581	243	44,483
Orleans	25,758	6,387	12,392	525	595	269	157	36	49	5,348
Oswego	88,451	21,033	43,299	2,132	2,656	961	464	202	113	17,591
Otsego	35,831	10,577	15,524	492	1,181	340	165	165	38	7,349
Putnam	62,398	16,843	22,963	2,802	1,946	421	400	168	64	16,791
Rensselaer	104,434	28,250	30,135	5,000	4,035	974	484	335	510	34,711
Rockland	174,297	78,516	44,215	4,179	3,371	1,078	867	312	288	41,471
St. Lawrence	66,927	24,156	26,296	798	2,043	664	288	247	83	12,352
Saratoga	140,997	32,075	67,709	1,765	4,597	981	442	433	136	32,859
Schenectady	99,376	35,827	33,305	2,653	2,998	798	485	284	124	22,902
Schoharie	18,542	5,142	7,769	332	568	171	75	73	10	4,402
Schuyler	12,909	3,643	5,584	239	374	154	86	83	41	2,705
Seneca	20,581	6,486	8,897	497	466	233	193	65	28	3,716
Steuben	58,592	14,766	32,009	830	1,578	573	325	143	106	8,262
Suffolk	874,187	254,496	336,099	21,636	20,837	6,966	5,631	1,777	1,134	225,611
Sullivan	53,618	20,864	16,344	1,191	1,247	402	306	244	49	12,971
Tioga	35,006	9,214	17,249	482	1,081	303	210	110	53	6,304
Tompkins	60,729	24,938	17,739	420	1,710	540	163	1,173	102	13,944
Ulster	117,963	35,314	35,441	2,852	2,998	1,142	619	992	151	38,454
Warren	44,799	10,062	23,778	621	1,336	411	155	192	50	8,194
Washington	36,802	8,688	17,964	608	1,173	362	162	104	62	7,679
Wayne	57,691	14,080	25,599	1,499	1,775	618	385	124	89	13,522
Westchester	566,364	236,289	162,742	11,789	13,893	3,303	2,167	1,136	590	134,455
Wyoming	26,522	7,008	12,624	482	717	259	215	41	38	5,138
Yates	15,131	3,676	8,100	247	418	147	110	41	21	2,371

¹ Political party enrollment is not required of registered voters. Enrollment data are now collected both in November and April. Essentially, both sets of data reflect registered voters broken down by party.

SOURCE: New York State Board of Elections.

TABLE D-3

**Vote Cast for Governor and Lieutenant Governor
by Party of Candidates
New York State by County — November 5, 2002**

County	All Votes Cast	McCall/ Mehiel	Pataki/ Donohue	Pataki/ Donohue	Golisano/ Donahue	Cronin/ Vogel	Cuomo/ King
		Democratic	Republican	Conservative	Independence	Right to Life	Liberal
New York State	4,690,968	1,443,531	2,085,407	176,848	654,016	44,195	15,761
New York City	1,415,095	678,619	499,813	33,751	73,562	7,334	5,414
Bronx	198,195	116,463	54,442	4,158	7,893	822	450
Kings	409,909	209,739	133,167	8,679	16,787	1,655	1,045
New York	362,277	182,795	113,199	4,664	19,743	916	2,446
Queens	355,756	152,452	144,854	10,745	21,556	3,219	1,149
Richmond	88,958	17,170	54,151	5,505	7,583	722	324
Rest of State	3,275,873	764,912	1,585,594	143,097	580,454	36,861	10,347
Albany	113,679	43,165	41,608	4,196	17,101	901	313
Allegany	13,782	1,991	7,613	521	2,683	196	34
Broome	66,604	11,593	30,223	2,176	17,478	425	208
Cattaraugus	22,247	4,182	11,257	1,143	4,287	355	55
Cayuga	25,749	5,230	12,850	1,353	4,593	228	72
Chautauqua	38,493	8,082	20,720	2,149	5,747	341	107
Chemung	26,116	4,471	15,257	1,141	4,018	216	68
Chenango	14,582	2,421	8,028	648	2,597	115	40
Clinton	23,650	3,368	15,607	1,506	1,550	151	100
Columbia	23,040	6,180	10,647	1,348	3,091	160	82
Cortland	14,450	3,352	7,152	699	2,393	116	35
Delaware	15,492	2,767	8,470	669	2,320	134	54
Dutchess	77,348	17,918	40,789	3,500	10,671	1,015	176
Erie	301,921	80,215	117,656	12,721	68,702	4,791	919
Essex	14,686	1,729	9,328	1,222	1,183	103	56
Franklin	12,619	1,958	8,032	596	993	105	56
Fulton	16,067	2,967	8,305	707	3,301	146	49
Genesee	18,358	2,444	8,621	967	5,402	223	42
Greene	16,170	3,145	8,393	970	2,625	186	38
Hamilton	2,907	532	1,586	154	483	32	7
Herkimer	20,113	3,084	10,742	1,092	4,140	186	57
Jefferson	27,027	3,813	16,277	1,339	4,414	179	91
Lewis	9,347	1,325	5,384	439	1,562	86	24
Livingston	20,320	3,510	7,998	759	7,066	167	46
Madison	20,035	4,037	9,387	1,006	4,493	236	60
Monroe	236,691	55,849	72,885	8,225	87,967	1,820	607
Montgomery	17,640	3,251	8,418	867	3,573	153	66
Nassau	384,408	95,539	217,888	14,897	35,860	5,574	1,168
Niagara	67,165	12,113	29,265	2,740	18,278	916	193
Oneida	71,580	13,143	36,441	3,745	14,274	940	243
Onondaga	147,986	37,064	67,966	6,728	27,459	1,366	551
Ontario	34,111	5,348	14,170	1,310	11,478	247	69
Orange	88,121	17,383	49,479	4,471	11,914	1,251	191
Orleans	11,268	1,505	4,957	469	3,869	99	32
Oswego	32,836	6,584	15,701	1,692	7,111	284	125
Otsego	18,099	3,946	9,141	705	2,824	175	66
Putnam	28,961	4,076	18,254	1,744	3,217	359	91
Rensselaer	55,447	14,758	23,957	3,163	9,908	601	147
Rockland	86,551	20,737	48,819	4,206	7,557	649	280
St. Lawrence	31,348	6,042	18,378	1,257	3,621	166	118
Saratoga	71,567	16,292	35,541	3,256	12,448	659	162
Schenectady	51,537	13,794	21,646	2,555	10,116	546	130
Schoharie	10,791	2,225	5,216	515	2,141	121	23
Schuyler	5,999	993	3,174	361	989	57	20
Seneca	10,726	1,912	5,484	485	2,270	79	39
Steuben	28,147	3,312	16,382	1,141	5,721	290	84
Suffolk	362,280	79,932	192,765	16,596	51,288	5,589	1,356
Sullivan	20,548	4,809	10,476	803	3,133	226	59
Tioga	16,059	2,262	8,885	676	3,459	131	46
Tompkins	28,192	9,658	10,356	639	3,338	150	118
Ulster	58,572	14,620	27,280	2,521	9,205	511	215
Warren	21,083	4,684	10,897	1,067	3,182	188	58
Washington	17,183	3,646	8,661	830	3,012	160	44
Wayne	27,898	4,017	11,353	1,200	10,169	248	64
Westchester	258,104	78,719	129,965	10,364	23,113	2,200	1,153
Wyoming	12,938	1,948	6,374	557	3,299	238	26
Yates	7,235	1,272	3,490	291	1,768	75	14

(Continued on the following page)

TABLE D-3 (continued)

**Vote Cast for Governor and Lieutenant Governor
by Party of Candidates
New York State by County — November 5, 2002**

County	Leighton/ Hillgardner	Aronowitz/ Daniels	McCall/ Mehiel	Jeffrey/ Greco	Blank, Void and Missing
	Marijuana Reform	Green	Workers Families	Libertarian	
New York State	21,977	41,797	90,533	5,013	111,890
New York City	4,157	16,634	53,557	1,674	40,580
Bronx	308	734	4,587	117	8,221
Kings	1,077	5,674	20,301	412	11,373
New York	1,838	7,415	19,306	770	9,185
Queens	735	2,402	8,294	312	10,038
Richmond	199	409	1,069	63	1,763
Rest of State	17,820	25,163	36,976	3,339	71,310
Albany	722	1,225	2,583	130	1,735
Allegany	64	96	51	23	510
Broome	267	746	1,363	75	2,050
Cattaraugus	117	139	120	18	574
Cayuga	123	228	187	38	847
Chautauqua	221	170	241	32	683
Chemung	89	183	148	9	516
Chenango	74	225	108	23	303
Clinton	130	145	137	18	938
Columbia	234	454	274	30	540
Cortland	69	208	170	11	245
Delaware	143	220	111	24	580
Dutchess	461	729	688	78	1,323
Erie	1,634	1,831	5,145	352	7,955
Essex	14	108	65	99	779
Franklin	56	86	51	10	676
Fulton	92	61	88	19	332
Genesee	86	81	109	22	361
Greene	164	129	136	14	370
Hamilton	27	8	18	2	58
Herkimer	114	97	94	23	484
Jefferson	74	82	84	7	667
Lewis	47	27	45	11	397
Livingston	140	140	141	19	334
Madison	113	164	169	18	352
Monroe	1,163	1,929	2,485	269	3,492
Montgomery	93	65	95	24	1,035
Nassau	1,434	1,572	4,326	253	5,897
Niagara	401	210	853	54	2,142
Oneida	358	251	576	67	1,542
Onondaga	763	1,239	2,046	123	2,681
Ontario	251	297	164	23	754
Orange	451	695	483	73	1,730
Orleans	44	46	63	8	176
Oswego	172	147	242	28	750
Otsego	219	353	163	31	476
Putnam	199	240	208	27	546
Rensselaer	422	512	733	62	1,184
Rockland	398	589	1,317	72	1,927
St. Lawrence	160	145	192	19	1,250
Saratoga	569	735	589	80	1,236
Schenectady	345	410	584	52	1,359
Schoharie	113	109	71	13	244
Schuyler	32	121	50	5	197
Seneca	82	81	74	10	210
Steuben	123	232	107	22	733
Suffolk	1,512	1,978	2,844	348	8,072
Sullivan	163	170	140	18	551
Tioga	63	172	134	16	215
Tompkins	425	1,418	1,229	58	803
Ulster	709	1,318	947	122	1,124
Warren	155	143	147	14	548
Washington	151	152	121	22	384
Wayne	143	152	154	35	363
Westchester	1,297	1,982	3,380	265	5,666
Wyoming	72	41	86	14	283
Yates	63	77	47	7	131

SOURCE: New York State Board of Elections.

TABLE D-4

**Vote Cast for State Comptroller
by Party of Candidate
New York State by County — November 5, 2002**

County	All Votes Cast	Alan G. Hevesi	John Faso	John Faso	John Faso	Alan G. Hevesi	Garifalia Christea	Howie Hawkins	Alan G. Hevesi	James Eisert	Blank Void and Missing
		Democratic	Republican	Conservative	Independence	Liberal	Right to Life	Green	Working Families	Libertarian	
New York State	4,690,714	1,962,789	1,577,957	152,763	202,384	42,773	61,464	47,771	90,351	19,235	533,227
New York City	1,414,841	851,545	243,783	22,291	24,199	15,302	9,111	15,526	49,220	2,900	180,964
Bronx	198,145	122,405	22,005	2,227	3,094	1,294	1,492	1,063	3,706	447	40,412
Kings	409,576	252,306	59,860	5,276	6,087	3,549	2,049	5,264	18,418	812	55,955
New York	362,406	235,390	51,564	2,608	5,253	5,797	1,292	5,879	17,962	939	35,722
Queens	355,756	207,707	73,394	7,319	7,460	3,781	3,252	2,864	7,827	611	41,541
Richmond	88,958	33,737	36,960	4,861	2,305	881	1,026	456	1,307	91	7,334
Rest of State	3,275,873	1,111,244	1,334,174	130,472	178,185	27,471	52,353	32,245	41,131	16,335	352,263
Albany	113,679	51,936	38,117	3,820	6,850	1,098	1,021	1,296	2,382	366	6,793
Allegany	13,782	2,591	6,966	406	720	72	293	170	65	84	2,415
Broome	66,604	18,182	29,184	1,924	4,775	519	771	840	1,606	328	8,475
Cattaraugus	22,247	5,680	10,306	973	1,426	148	493	240	160	129	2,692
Cayuga	25,749	6,965	11,241	1,248	1,414	217	357	327	226	156	3,598
Chautauqua	38,493	11,023	17,763	1,825	2,267	234	567	321	258	188	4,047
Chemung	26,116	6,324	13,719	883	1,391	134	297	217	181	112	2,858
Chenango	14,582	3,015	7,435	581	1,022	97	189	319	136	93	1,695
Clinton	23,650	5,877	10,146	732	664	197	398	265	158	177	5,036
Columbia	23,040	6,022	11,567	1,353	1,462	214	143	361	250	96	1,572
Cortland	14,450	3,916	6,564	636	797	113	147	265	185	101	1,726
Delaware	15,492	3,381	7,552	511	721	110	211	243	123	142	2,498
Dutchess	77,348	25,099	33,129	3,426	3,314	596	1,395	888	868	481	8,152
Erie	301,921	103,284	108,506	11,627	20,144	2,773	6,115	2,943	5,447	1,268	39,814
Essex	14,686	2,596	6,333	681	425	121	212	167	80	96	3,975
Franklin	12,619	3,464	5,538	307	366	110	196	136	83	60	2,359
Fulton	16,067	3,930	7,811	600	1,183	115	205	94	96	102	1,931
Genesee	18,358	4,054	8,513	926	1,557	149	354	153	147	106	2,399
Greene	16,170	3,545	8,949	1,012	1,083	140	215	155	148	84	839
Hamilton	2,907	569	1,522	148	161	15	47	22	19	15	389
Herkimer	20,113	4,377	9,439	926	1,353	164	257	163	127	130	3,177
Jefferson	27,027	6,832	13,118	934	1,488	239	307	171	133	94	3,711
Lewis	9,347	2,041	4,243	310	423	68	142	61	60	58	1,941
Livingston	20,320	5,143	8,961	796	1,833	186	278	205	159	154	2,605
Madison	20,035	5,146	9,044	868	1,462	183	395	203	177	107	2,450
Monroe	236,691	88,360	81,483	10,331	21,850	2,585	2,519	2,233	3,046	1,422	22,862
Montgomery	17,640	4,679	6,941	710	1,073	171	232	111	106	103	3,514
Nassau	384,408	156,632	157,749	13,991	10,805	2,507	7,284	1,868	4,685	1,151	27,736
Niagara	67,165	19,249	27,109	2,478	4,906	637	1,374	451	1,031	347	9,583
Oneida	71,580	19,166	31,714	3,236	4,502	638	1,536	504	642	432	9,210
Onondaga	147,986	49,649	60,941	6,097	8,427	1,298	2,074	1,803	2,115	679	14,903
Ontario	34,111	9,606	14,515	1,385	3,146	279	354	466	266	237	3,857
Orange	88,121	30,085	37,252	3,252	3,280	596	1,683	929	667	497	9,880
Orleans	11,268	2,246	5,085	504	1,122	80	147	80	76	70	1,858
Oswego	32,836	7,770	14,810	1,448	2,078	295	474	296	271	220	5,174
Otsego	18,099	4,660	8,454	620	985	146	228	402	179	181	2,244
Putnam	28,961	7,884	13,544	1,599	1,087	234	664	295	278	165	3,211
Rensselaer	55,447	18,525	21,900	2,926	3,839	589	707	535	807	310	5,309
Rockland	86,551	36,149	30,497	3,845	2,538	853	1,132	691	1,463	341	9,042
St. Lawrence	31,348	9,005	13,426	722	1,182	237	324	225	246	154	5,827
Saratoga	71,567	20,645	33,441	2,936	4,199	562	861	833	644	430	7,016
Schenectady	51,537	17,882	20,002	2,279	3,621	518	682	507	592	288	5,166
Schoharie	10,791	2,370	6,004	522	885	69	132	119	77	74	539
Schuyler	5,999	1,235	2,872	274	342	43	106	169	52	42	864
Seneca	10,726	2,659	4,830	421	698	106	195	128	105	76	1,508
Steuben	28,147	4,696	14,937	839	1,647	182	426	281	153	159	4,827
Suffolk	362,280	124,860	154,138	15,594	16,762	2,777	8,036	2,701	3,538	1,877	31,997
Sullivan	20,548	7,408	7,632	688	940	171	309	252	190	117	2,841
Tioga	16,059	3,467	8,167	592	1,221	100	208	245	179	93	1,787
Tompkins	28,192	11,147	8,730	526	983	273	212	1,494	1,299	230	3,298
Ulster	58,572	20,361	22,429	2,451	3,126	661	767	1,376	1,104	433	5,864
Warren	21,083	5,506	9,502	886	977	186	264	205	123	123	3,311
Washington	17,183	4,222	7,871	687	1,013	142	237	185	130	119	2,577
Wayne	27,898	6,572	12,470	1,372	3,291	301	369	221	241	202	2,859
Westchester	258,104	115,116	90,326	9,022	7,709	2,101	3,377	2,224	3,370	914	23,945
Wyoming	12,938	2,753	6,338	522	1,048	83	315	90	109	76	1,604
Yates	7,235	1,688	3,399	264	602	39	120	101	73	46	903

SOURCE: New York State Board of Elections.

TABLE D-5

**Vote Cast for State Attorney General
by Party of Candidate
New York State by County — November 5, 2002**

County	All Votes Cast	Eliot	Dora	Dora	Eliot L.	Eliot	John J.	Mary Jo	Eliot L.	Daniel A.	Blank, Void and Missing
		Spitzer	Irizarry	Irizarry	Spitzer	Spitzer	Broderick	Long	Spitzer	Conti, Jr.	
		Democratic	Republican	Conservative	Independence	Liberal	Right to Life	Green	Working Families	Libertarian	
New York State	4,690,536	2,346,991	1,110,242	124,657	256,915	45,806	78,268	50,755	94,590	23,213	559,099
New York City	1,414,663	863,475	189,643	20,783	33,273	13,750	11,837	17,401	48,078	3,763	212,660
Bronx	198,145	122,930	18,925	2,385	3,924	1,158	1,845	1,192	3,612	594	41,580
Kings	409,576	254,947	43,066	4,737	8,318	3,179	2,607	5,797	18,051	1,108	67,766
New York	362,228	239,108	41,105	2,730	8,536	5,429	1,646	6,216	17,564	1,059	38,835
Queens	355,756	208,527	58,637	6,724	9,456	3,180	4,131	3,515	7,538	868	53,180
Richmond	88,958	37,963	27,910	4,207	3,039	804	1,608	681	1,313	134	11,299
Rest of State	3,275,873	1,483,516	920,599	103,874	223,642	32,056	66,431	33,354	46,512	19,450	346,439
Albany	113,679	68,047	21,277	2,698	8,089	1,181	1,339	1,311	2,546	487	6,704
Allegany	13,782	4,348	5,273	363	924	98	362	151	83	77	2,103
Broome	66,604	28,782	17,508	1,404	5,380	577	1,080	1,019	1,771	490	8,593
Cattaraugus	22,247	8,715	7,013	756	1,822	195	551	242	211	128	2,614
Cayuga	25,749	10,821	7,270	935	1,877	290	421	364	307	156	3,308
Chautauqua	38,493	16,947	11,683	1,326	2,896	326	618	309	335	246	3,807
Chemung	26,116	10,095	9,516	664	1,623	198	390	215	234	137	3,044
Chenango	14,582	4,704	5,458	439	1,152	124	236	550	168	99	1,652
Clinton	23,650	10,068	7,033	541	1,099	370	403	271	238	153	3,474
Columbia	23,040	10,315	6,487	927	1,676	284	238	391	325	149	2,248
Cortland	14,450	5,884	4,515	489	1,006	152	193	261	211	102	1,637
Delaware	15,492	5,347	5,346	409	928	167	287	292	160	145	2,411
Dutchess	77,348	31,640	25,685	2,978	4,356	617	1,707	882	906	579	7,998
Erie	301,921	155,517	55,584	7,194	24,903	3,498	7,858	2,885	6,495	1,308	36,679
Essex	14,686	4,265	4,856	569	656	199	267	171	131	89	3,483
Franklin	12,619	5,154	4,006	246	527	147	221	139	115	76	1,988
Fulton	16,067	6,399	4,909	468	1,558	159	258	117	144	95	1,960
Genesee	18,358	6,403	6,025	749	1,911	168	436	156	179	138	2,193
Greene	16,170	5,924	5,584	702	1,265	192	320	202	191	126	1,664
Hamilton	2,907	884	1,190	124	184	29	58	18	27	21	372
Herkimer	20,113	6,939	6,450	711	1,902	232	327	197	191	129	3,035
Jefferson	27,027	12,019	7,344	569	2,050	321	332	173	221	114	3,884
Lewis	9,347	3,604	2,740	207	508	103	171	65	91	53	1,805
Livingston	20,320	7,266	6,721	653	2,182	219	294	241	216	161	2,367
Madison	20,035	8,052	5,984	694	1,808	258	409	213	212	131	2,274
Monroe	236,691	109,707	56,167	8,360	27,727	2,721	3,062	2,343	3,211	1,694	21,699
Montgomery	17,640	7,825	3,645	499	1,473	270	329	128	165	147	3,159
Nassau	384,408	179,115	126,910	12,421	13,480	2,355	9,274	1,925	4,850	1,645	32,433
Niagara	67,165	30,939	14,150	1,646	5,910	750	2,744	495	1,221	443	8,867
Oneida	71,580	30,871	19,082	2,385	5,631	839	1,832	610	868	466	8,996
Onondaga	147,986	71,567	38,010	4,630	10,972	1,790	2,309	1,667	2,528	724	13,789
Ontario	34,111	12,842	10,578	1,131	3,977	335	475	490	298	256	3,729
Orange	88,121	36,686	29,905	2,921	4,246	645	2,009	922	716	570	9,501
Orleans	11,268	3,369	3,842	425	1,342	88	200	98	110	79	1,715
Oswego	32,836	12,006	10,628	1,206	2,705	344	537	310	369	210	4,521
Otsego	18,099	7,220	5,615	485	1,209	224	290	393	206	176	2,281
Putnam	28,961	9,879	10,667	1,403	1,410	246	835	319	312	213	3,677
Rensselaer	55,447	26,725	12,912	1,976	5,238	679	913	578	905	371	5,150
Rockland	86,551	43,226	22,212	3,338	3,835	976	1,620	755	1,564	474	8,551
St. Lawrence	31,348	13,879	8,310	494	1,683	378	341	261	321	161	5,520
Saratoga	71,567	30,656	22,831	2,253	5,804	660	1,044	781	749	489	6,300
Schenectady	51,537	25,874	11,558	1,605	4,321	662	862	558	681	324	5,092
Schoharie	10,791	4,331	3,612	404	951	125	185	138	126	87	832
Schuyler	5,999	1,859	2,152	218	433	72	114	140	66	46	899
Seneca	10,726	4,102	3,316	331	831	130	249	128	127	69	1,443
Steuben	28,147	7,678	11,848	713	1,926	212	515	318	188	176	4,573
Suffolk	362,280	157,636	116,270	13,656	19,549	2,976	9,862	2,923	3,796	2,384	33,228
Sullivan	20,548	9,362	5,485	610	1,227	192	417	247	205	125	2,678
Tioga	16,059	5,722	5,832	496	1,370	133	251	244	228	124	1,659
Tompkins	28,192	14,065	6,120	412	1,301	361	258	1,292	1,418	210	2,755
Ulster	58,572	26,143	15,617	1,996	3,963	738	1,028	1,344	1,179	533	6,031
Warren	21,083	9,026	6,158	661	1,479	265	316	209	189	128	2,652
Washington	17,183	6,489	5,774	604	1,364	181	243	206	177	117	2,028
Wayne	27,898	8,881	9,560	1,169	3,940	321	458	292	262	191	2,824
Westchester	258,104	130,940	69,277	7,973	10,078	2,134	4,550	2,196	3,554	1,294	26,108
Wyoming	12,938	4,307	4,528	421	1,280	93	393	96	137	85	1,598
Yates	7,235	2,450	2,571	217	705	57	140	113	78	50	854

SOURCE: New York State Board of Elections.

TABLE D-6

**Vote Cast in Presidential Election
New York State by County
November 7, 2000**

County	All Votes Cast	Gore/ Lieberman	Bush/ Cheney	Bush/ Cheney	Hagelin/ Goldhaber	Gore/ Lieberman	Buchanan/ Foster
		Democrat	Republican	Conservative	Independence	Liberal	Right To Life
New York State	6,960,215	3,942,215	2,258,577	144,797	24,361	77,087	25,175
New York City	2,268,502	1,628,427	373,625	25,101	3,161	29,294	4,525
Bronx	323,291	256,322	33,224	3,021	536	4,294	694
Kings	642,563	472,402	90,355	6,250	895	7,724	1,041
New York	581,991	427,714	77,331	2,590	855	7,712	746
Queens	576,132	401,067	113,528	8,524	721	8,311	1,544
Richmond	144,525	70,922	59,187	4,716	154	1,253	500
Rest of State	4,691,713	2,313,788	1,884,952	119,696	21,200	47,793	20,650
Albany	143,579	82,325	45,408	2,216	695	1,452	454
Allegany	18,865	6,109	10,916	520	76	143	107
Broome	88,011	43,119	35,598	1,348	351	668	301
Cattaraugus	34,198	13,368	17,355	1,027	126	277	203
Cayuga	34,413	16,329	14,066	922	107	409	252
Chautauqua	59,282	26,045	27,369	1,695	299	627	261
Chemung	38,145	16,878	18,158	621	112	328	127
Chenango	20,541	8,756	9,625	408	77	227	92
Clinton	31,127	14,871	12,664	610	211	456	221
Columbia	28,979	12,858	12,084	1,069	196	373	73
Cortland	20,911	9,237	9,374	483	76	239	92
Delaware	20,369	8,072	10,154	508	80	226	91
Dutchess	112,614	50,499	49,210	3,459	320	1,077	475
Erie	431,890	227,975	149,280	10,896	1,989	5,240	2,789
Essex	18,199	7,546	8,476	346	114	275	140
Franklin	17,742	8,528	7,368	275	95	229	134
Fulton	21,908	9,028	10,964	470	112	190	78
Genesee	26,357	9,647	13,479	980	199	306	201
Greene	21,308	8,111	10,439	893	134	204	108
Hamilton	3,733	1,066	2,269	119	10	32	24
Herkimer	28,068	11,826	13,430	717	111	279	148
Jefferson	36,859	16,117	17,401	791	180	464	131
Lewis	11,166	4,144	5,840	263	59	125	66
Livingston	27,447	10,054	14,363	881	182	263	146
Madison	28,699	11,444	14,003	876	103	322	173
Monroe	322,394	157,314	131,002	10,264	882	2,884	1,308
Montgomery	21,115	9,888	9,210	555	146	251	105
Nassau	596,691	331,050	214,022	12,932	2,884	5,598	2,302
Niagara	94,489	45,133	38,554	2,398	344	1,054	615
Oneida	97,435	42,253	44,993	2,610	425	968	617
Onondaga	205,724	104,766	78,526	5,152	857	2,100	929
Ontario	46,238	19,147	22,409	1,476	155	434	184
Orange	127,970	56,567	59,371	3,481	469	992	510
Orleans	15,997	5,753	8,679	523	38	139	85
Oswego	49,063	21,869	21,911	1,338	197	584	293
Otsego	25,716	10,976	11,697	522	120	305	79
Putnam	42,814	17,872	19,852	2,001	109	373	179
Rensselaer	69,136	33,178	27,223	2,339	285	1,028	258
Rockland	124,330	66,596	44,958	3,483	461	1,501	378
St. Lawrence	40,441	20,664	15,797	652	157	445	168
Saratoga	95,655	41,596	44,292	2,331	377	1,094	295
Schenectady	67,666	34,250	26,161	1,800	250	861	238
Schoharie	13,668	5,178	7,035	424	47	138	46
Schuyler	8,253	3,132	4,154	227	45	96	39
Seneca	14,490	6,578	6,377	357	55	190	81
Steuben	40,939	14,014	23,244	956	212	404	202
Suffolk	577,810	295,902	225,652	15,340	4,616	5,386	2,629
Sullivan	28,954	13,895	11,858	845	114	282	120
Tioga	22,585	8,838	11,823	416	64	184	74
Tompkins	40,351	20,435	12,957	394	90	455	75
Ulster	78,853	36,321	31,015	2,432	340	985	278
Warren	28,808	11,656	14,257	736	125	353	83
Washington	23,966	9,238	11,963	633	142	254	96
Wayne	38,633	14,421	20,136	1,565	136	399	194
Westchester	378,961	211,771	130,999	8,279	926	3,400	1,109
Wyoming	17,793	5,762	10,245	564	67	134	141
Yates	10,365	3,823	5,287	278	51	91	53

(Continued on the following page)

TABLE D-6 (continued)

**Vote Cast in Presidential Election
New York State by County
November 7, 2000**

County	Gore/ Lieberman	Buchanan/ Foster	Nader/ LaDuke	Philips/ Frazier	Browne/ Olivier	Harris/ Trowet	David McReynolds	Blank, Void & Scattering
	Working Families	Buchanan Reform	Green	Constitution	Libertarian	Socialist Workers	Official Write-In ¹	
New York State	88,395	6,424	244,030	1,498	7,649	1,789	2	138,216
New York City	45,643	1,291	72,435	371	2,007	556	—	82,066
Bronx	5,185	227	4,265	54	117	109	—	15,243
Kings	17,342	416	19,977	139	419	145	—	25,458
New York	13,874	250	30,923	74	990	173	—	18,759
Queens	7,589	345	13,720	87	385	109	—	20,202
Richmond	1,653	53	3,550	17	96	20	—	2,404
Rest of State	42,752	5,133	171,595	1,127	5,642	1,233	2	56,150
Albany	1,840	105	7,182	36	221	35	—	1,610
Allegany	84	40	657	9	20	8	—	176
Broome	1,594	87	3,826	30	129	12	—	948
Cattaraugus	52	44	1,094	10	6	171	—	465
Cayuga	293	57	1,448	19	58	18	—	435
Chautauqua	344	83	1,888	24	70	15	—	562
Chemung	218	29	1,195	5	31	8	—	435
Chenango	129	24	869	5	35	3	—	291
Clinton	215	54	1,205	8	29	11	—	572
Columbia	258	5	1,707	6	38	24	—	288
Cortland	215	29	943	6	28	1	—	188
Delaware	152	26	833	3	21	9	—	194
Dutchess	814	138	5,553	25	169	23	—	852
Erie	6,961	569	18,166	130	547	112	—	7,236
Essex	106	57	848	3	18	3	—	267
Franklin	113	21	658	7	16	3	—	295
Fulton	96	29	668	16	17	3	—	237
Genesee	238	41	924	14	35	5	—	288
Greene	165	60	924	11	39	6	—	214
Hamilton	16	4	133	1	7	1	—	51
Herkimer	119	46	969	17	36	7	—	363
Jefferson	218	32	1,029	10	41	4	—	441
Lewis	64	14	324	3	14	7	—	243
Livingston	159	6	1,053	18	36	62	—	224
Madison	251	41	1,092	14	44	3	—	333
Monroe	1,545	420	11,520	72	510	41	—	4,632
Montgomery	110	34	487	8	11	4	—	306
Nassau	4,962	507	14,780	59	524	87	—	6,984
Niagara	1,594	155	3,257	34	101	18	—	1,232
Oneida	712	119	3,160	42	83	14	—	1,439
Onondaga	3,030	250	7,670	51	263	35	—	2,095
Ontario	180	66	1,793	17	72	15	—	290
Orange	611	137	4,192	33	161	25	—	1,421
Orleans	99	20	474	8	24	1	—	154
Oswego	404	81	1,699	26	64	7	—	590
Otsego	179	23	1,419	2	32	4	—	358
Putnam	280	85	1,730	5	57	4	—	267
Rensselaer	602	79	3,291	18	111	24	—	700
Rockland	1,433	94	3,502	33	133	8	—	1,750
St. Lawrence	277	41	1,488	22	55	13	—	662
Saratoga	669	81	4,149	24	131	18	—	598
Schenectady	423	70	2,750	21	108	14	—	720
Schoharie	74	20	551	6	26	3	—	120
Schuyler	73	7	369	2	8	1	—	100
Seneca	73	33	560	5	22	2	—	157
Steuben	182	47	1,248	7	34	13	—	376
Suffolk	5,018	526	18,130	73	513	81	—	3,944
Sullivan	171	39	1,156	5	30	9	—	430
Tioga	148	23	846	5	31	2	—	131
Tompkins	917	38	4,548	14	119	16	2	291
Ulster	856	84	5,732	28	132	22	—	628
Warren	184	23	1,177	7	18	2	—	187
Washington	149	32	997	9	37	5	—	411
Wayne	157	46	1,202	4	61	8	—	304
Westchester	2,839	275	11,596	51	452	78	—	7,186
Wyoming	39	18	548	3	3	103	—	166
Yates	48	19	386	3	11	2	—	313

NOTE: All votes are cast for Electors who subsequently cast their votes for President and Vice President.

— Represents zero.

1 Official Write-In Candidate for President. The following were also official write-in candidates but no votes were cast: Michael Skos, Daniel J. Pearlman, Clifford Catton, and Gloria Dawn Stickland.

SOURCE: New York State Board of Elections.

TABLE D-7

**Vote Cast for United States Senator
by Party of Candidate
New York State by County — November 7, 2000**

County	All Votes Cast	Hillary Rodham Clinton	Rick Lazio	Rick Lazio	Jeffrey E. Graham	Hillary Rodham Clinton	John O. Adefope	Mark J. Dunau	Hillary Rodham Clinton	Louis P. Wein	John Clifton	Jacob J. Perasso	Blank, Void & Scattering
		Democrat	Repub- lican	Conser- vative	Indepen- dence	Liberal	Right to Life	Green	Working Families	Consti- tution	Liber- tarian	Socialist Workers	
New York State	6,959,661	3,562,415	2,724,589	191,141	43,180	82,801	21,439	40,991	102,094	3,414	4,734	3,040	179,823
New York City	2,268,272	1,519,792	513,826	34,634	5,352	29,383	3,229	13,769	55,774	683	1,336	892	89,602
Bronx	323,147	251,563	40,363	3,715	651	4,131	541	899	5,684	76	148	104	15,272
Kings	642,563	438,081	131,990	8,798	1,384	8,061	739	3,839	21,557	248	300	270	27,296
New York	581,936	407,587	115,112	4,151	1,608	8,157	538	5,848	17,855	157	521	298	20,104
Queens	576,127	367,622	150,828	11,919	1,331	7,942	974	2,588	8,893	146	290	184	23,410
Richmond	144,499	54,939	75,533	6,051	378	1,092	437	595	1,785	56	77	36	3,520
Rest of State	4,691,389	2,042,623	2,210,763	156,507	37,828	53,418	18,210	27,222	46,320	2,731	3,398	2,148	90,221
Albany	143,579	77,608	53,513	2,972	1,189	1,680	406	1,216	2,579	80	95	53	2,188
Allegany	18,865	6,078	10,650	605	149	189	101	103	97	19	24	19	831
Broome	88,011	39,292	40,950	1,810	932	717	289	688	1,810	45	55	37	1,386
Cattaraugus	34,198	13,552	17,342	1,197	317	366	164	160	37	22	9	209	823
Cayuga	34,413	16,173	15,019	1,184	275	428	160	215	330	36	18	18	557
Chautauqua	59,282	24,703	29,061	2,123	534	695	187	273	389	43	50	26	1,198
Chemung	38,145	15,762	19,524	857	248	403	129	154	254	20	15	6	773
Chenango	20,541	8,173	10,521	589	194	225	77	192	148	15	14	10	383
Clinton	31,127	13,607	14,361	824	301	505	124	194	231	37	28	19	896
Columbia	28,979	11,871	13,536	1,323	280	507	79	367	307	23	18	22	646
Cortland	20,906	8,927	10,131	605	168	307	70	141	238	22	21	5	271
Delaware	20,369	7,506	10,847	676	165	269	64	241	143	9	22	10	417
Dutchess	112,595	43,553	57,864	4,529	773	1,202	471	964	903	66	103	73	2,094
Erie	431,869	223,215	163,431	13,737	3,613	6,706	1,934	2,192	7,849	227	424	153	8,388
Essex	18,199	6,788	9,490	522	183	316	71	147	118	43	23	7	491
Franklin	17,742	8,278	7,864	365	154	268	72	83	119	14	10	8	507
Fulton	21,908	8,418	11,716	606	211	211	57	96	110	20	6	9	448
Genesee	26,357	9,387	14,042	1,156	305	327	138	127	233	20	24	6	592
Greene	21,308	7,404	11,527	1,094	197	251	129	137	166	26	19	14	344
Hamilton	3,733	1,054	2,344	130	29	45	11	15	20	2	-	3	80
Herkimer	28,062	11,529	13,990	890	304	346	121	149	132	19	21	2	559
Jefferson	36,859	15,327	16,218	903	2,700	516	124	94	201	25	21	8	722
Lewis	11,166	3,859	5,765	293	592	136	46	38	45	12	15	4	361
Livingston	27,447	9,702	14,825	1,100	249	344	96	224	140	20	27	10	710
Madison	28,694	11,036	14,754	1,083	318	386	116	138	267	26	31	10	529
Monroe	322,296	147,329	145,285	12,535	1,951	3,456	1,049	1,919	1,818	218	320	92	6,324
Montgomery	21,115	9,296	9,641	716	206	333	70	67	113	18	18	10	627
Nassau	596,894	254,218	294,205	18,047	3,253	5,094	2,405	2,259	4,650	168	239	133	12,223
Niagara	94,489	44,439	40,340	3,092	754	1,268	496	356	1,649	78	65	40	1,912
Oneida	97,435	39,354	49,048	3,383	1,032	967	495	388	817	93	37	10	1,811
Onondaga	205,649	101,170	85,903	6,229	1,559	2,394	863	1,143	3,232	158	138	54	2,806
Ontario	46,238	18,030	24,128	1,777	388	517	132	321	206	32	36	21	650
Orange	127,936	46,819	69,790	4,538	786	1,098	558	867	598	82	88	52	2,660
Orleans	15,997	5,913	8,676	609	107	152	51	67	129	18	8	9	258
Oswego	49,046	21,947	22,293	1,628	502	677	215	221	456	65	41	18	983
Otsego	25,716	10,521	12,595	714	227	390	66	350	168	22	18	9	636
Putnam	42,796	14,322	23,895	2,489	236	400	187	304	302	23	37	20	581
Rensselaer	69,132	31,351	30,039	3,017	611	1,205	258	589	731	64	54	26	1,187
Rockland	124,330	53,255	59,262	4,721	613	1,520	343	591	1,565	48	58	40	2,314
St. Lawrence	40,436	20,031	16,001	886	1,477	524	110	228	309	36	33	13	788
Saratoga	95,655	39,124	48,150	2,956	703	1,349	297	657	692	56	82	40	1,549
Schenectady	67,666	31,285	29,923	2,348	516	965	211	415	550	44	47	27	1,335
Schoharie	13,666	5,012	7,335	490	117	189	50	98	102	15	9	4	245
Schuyler	8,253	3,039	4,358	286	67	123	27	78	85	9	6	3	172
Seneca	14,490	6,408	6,813	484	117	198	55	93	87	10	18	4	203
Steuben	40,939	13,455	23,700	1,196	367	495	152	193	174	31	41	28	1,107
Suffolk	577,765	225,027	303,905	22,325	3,964	5,238	2,733	2,429	4,153	229	250	134	7,378
Sullivan	28,954	12,304	13,603	1,120	214	323	123	269	186	20	17	28	747
Tioga	22,585	8,184	12,732	550	192	224	68	131	171	12	18	4	299
Tompkins	40,351	20,517	15,100	599	163	671	88	927	1,484	14	56	16	716
Ulster	78,853	33,447	35,978	3,271	613	1,223	316	1,180	1,192	44	81	61	1,447
Warren	28,808	10,524	15,604	926	207	394	74	187	187	34	19	24	628
Washington	23,966	8,701	12,652	831	214	325	67	143	157	26	131	212	507
Wayne	38,632	13,834	20,883	1,834	324	498	142	231	195	33	45	13	600
Westchester	378,789	181,231	163,774	10,759	1,736	3,580	1,161	2,030	3,227	117	273	144	10,757
Wyoming	17,793	5,965	10,261	653	168	151	85	82	18	14	6	112	278
Yates	10,365	3,769	5,606	325	64	132	27	61	51	9	16	6	299

- Represents zero.

SOURCE: New York State Board of Elections.

TABLE D-8

**Vote Cast for All Candidates for the Office of Representative in Congress
New York State by Congressional District
November 5, 2002**

Congressional District	Democratic	Republican	Conservative	Independence	Liberal	Right to Life	Other ¹	Blank Void & Scattering	Winner
First	Bishop 81,325	Grucci, Jr. 64,999	Grucci, Jr. 6,116	Grucci, Jr. 4,522		Grucci, Jr. 5,887	Salzman (GRE) 1,991 Bishop (WOR) 2,951	10,739	Timothy H. Bishop
Second	Israel 75,845	Finley 48,239	Finley 5,772	Israel 7,632		Finley 5,106	Keenan (GRE) 1,558 Israel (WOR) 1,974	14,087	Steve J. Israel
Third	Finz 46,022	King 98,874	King 7,904	King 7,113	DePrima 1,513	King 7,646		17,550	Peter T. King
Fourth	McCarthy 85,496	O'Grady 61,473	O'Grady 5,308	McCarthy 5,272	McCarthy 1,155	O'Grady 6,101	Derham (GRE) 852 McCarthy (WOR) 2,883	11,713	Carolyn McCarthy
Fifth	Ackerman 61,736			Ackerman 3,614	Ackerman 1,541		Ackerman (WOR) 1,882	51,213	Gary L. Ackerman
Sixth	Meeks 68,718			Clarke 2,632	Meeks 729		Meeks (WOR) 3,352	36,387	Gregory W. Meeks
Seventh	Crowley 48,983	Brawley 16,460	Brawley 2,112				Crowley (WOR) 1,984	34,733	Joseph Crowley
Eighth	Nadler 71,996	Farrin 18,623	Gerber 3,361	Farrin 1,051	Nadler 2,616		Wentzel (GRE) 1,918 Nadler (WOR) 6,390 Dobrian (LBT) 526	35,095	Jerrold L. Nadler
Ninth	Weiner 57,104	Donahue 27,882	Donahue 3,816		Weiner 1,740		Weiner (WOR) 1,893	27,500	Anthony D. Weiner
Tenth	Towns 72,313		Ryan 1,639		Towns 1,546			42,073	Edolphus Towns
Eleventh	Owens 67,967	Cleary 9,250	Gaffney 798	Cleary 1,899			Owens (WOR) 8,950	30,310	Major R. Owens
Twelfth	Velazquez 43,809		Estevez 2,119				Valazquez (WOR) 4,599	34,238	Nydia M. Velazquez
Thirteenth	Mattsson 27,304	Fossella 62,520	Fossella 7,166	Lerman 1,427	Mattsson 791	Fossella 2,518	Bardel (GRE) 696 Mattsson (WOR) 1,271	19,913	Vito Fossella
Fourteenth	Maloney 85,029	Srdanovic 30,053	Srdanovic 1,495	Maloney 3,383	Maloney 2,656		Maloney (WOR) 4,863	24,127	Carolyn B. Maloney
Fifteenth	Rangel 77,036	Fields 8,790		Fields 2,218			Rangel (WOR) 7,331	32,025	Charles B. Rangel
Sixteenth	Serrano 48,411	Dellavalle 3,916	Dellavalle 450				Serrano (WOR) 2,305	23,372	Jose E. Serrano
Seventeenth	Engel 73,569	Vanderhoef 35,389	Vanderhoef 4,135	Vanderhoef 3,110	Engel 1,245	Gallagher 1,931	Shanklin (GRE) 1,743 Engel (WOR) 2,721	20,739	Eliot L. Engel
Eighteenth	Lowey 95,396					Reynolds 8,558	Lowey (WOR) 3,561	82,503	Nita M. Lowey
Nineteenth	Selendy 44,967	Kelly 102,848	Kelly 9,648	Kelly 8,633		Tighe 4,374	Wright (GRE) 2,642	17,206	Sue W. Kelly
Twentieth	Stoppenbach 45,878	Sweeney 125,335	Sweeney 14,903				Lewis (GRE) 5,162	31,256	John E. Sweeney

(Continued on the following page)

TABLE D-8 (continued)

**Vote Cast for All Candidates for the Office of Representative in Congress
New York State by Congressional District
November 5, 2002**

Congressional District	Democratic	Republican	Conservative	Independence	Liberal	Right to Life	Other ¹	Blank Void & Scattering	Winner
Twenty-First	McNulty 128,584	Rosenstein 53,525	McNulty 10,489	McNulty 17,810			McNulty (WOR) 4,446	22,113	Michael R. McNulty
Twenty-Second	Hinchey 92,336	Hall 52,499	Hall 5,509	Hinchey 13,215	Hinchey 2,594	Laux 2,473	Greenfield (GRE) 2,723 Hinchey (WOR) 5,135	15,787	Maurice D. Hinchey
Twenty-Third		McHugh 110,042	McHugh 14,640					59,931	John M. McHugh
Twenty-Fourth		Boehlert 108,017	Walrath 32,991			Peters 5,109	Dunau (GRE) 6,660	49,855	Sherwood L. Boehlert
Twenty-Fifth	Aldersley 53,290	Walsh 113,914	Walsh 11,794	Walsh 18,902			Gavin (WOR) 2,131	17,129	James T. Walsh
Twenty-Sixth	Nariman 41,140	Reynolds 105,807	Reynolds 10,937	Reynolds 18,345		Harris 4,084	Fallon (GRE) 3,146	30,535	Thomas M. Reynolds
Twenty-Seventh	Crotty 45,060	Quinn 105,946	Quinn 14,171			Casey 3,586	LaBruna (GRE) 2,405 Crotty (WOR) 2,751	25,964	Jack Quinn
Twenty-Eighth	Slaughter 94,209	Wojtaszek 46,125	Wojtaszek 5,426	Wojtaszek 7,996			Slaughter (WOR) 4,848	22,104	Louise M. Slaughter
Twenty-Ninth	Peters 37,128	Houghton 116,245	Houghton 11,412			Johnson 5,836	Treichler (GRE) 4,010	33,162	Amo Houghton

SOURCE: New York State Board of Elections.

¹ Political party abbreviations:
GRE – Green Party
LBT – Libertarian
WOR – Working Families Party

FIGURE D-1
Congressional Districts
New York State
2002

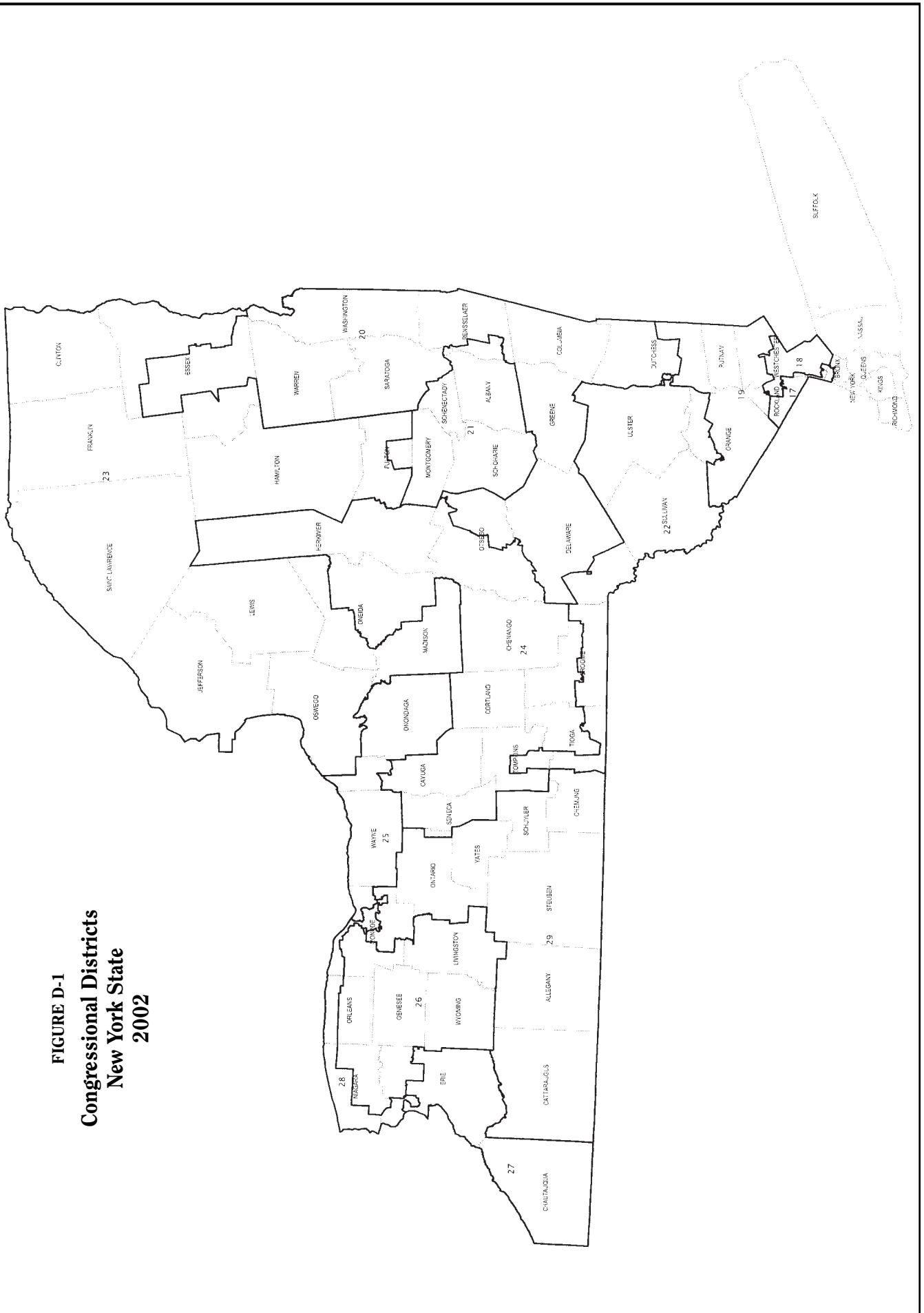


TABLE D-9
Population by Race and Spanish Origin
New York State by Congressional District — 2002

Congressional District	Total Population	Non-Hispanic White	Non-Hispanic Black	Non-Hispanic Asian	Non-Hispanic American Indian	Non-Hispanic Other	Non-Hispanic Two or More Races	Hispanic ¹
All Districts	18,976,457	11,760,981	2,812,623	1,035,926	52,499	80,729	366,116	2,867,583
1	654,360	552,896	26,386	15,467	1,798	1,046	7,627	49,140
2	654,360	467,911	64,351	19,709	1,072	1,268	9,344	90,705
3	654,361	568,354	13,776	19,657	426	1,005	6,316	44,827
4	654,360	407,483	114,966	29,191	941	2,186	10,302	89,291
5	654,361	289,320	33,604	160,225	893	2,584	14,014	153,721
6	654,361	83,727	340,937	58,458	3,510	17,263	40,189	110,277
7	654,360	180,418	108,224	83,873	1,349	4,219	17,696	258,581
8	654,360	449,359	35,589	72,011	773	3,781	16,551	76,296
9	654,360	419,008	25,876	94,936	917	4,889	19,531	89,203
10	654,361	105,717	393,618	17,670	1,620	6,235	16,988	112,513
11	654,361	140,270	382,841	27,030	1,160	3,857	19,837	79,366
12	654,360	152,442	57,754	103,832	1,382	4,842	16,558	317,550
13	654,361	464,112	41,299	59,651	783	1,444	15,140	71,932
14	654,361	431,247	31,107	74,495	817	4,415	20,499	91,781
15	654,361	107,165	199,600	18,339	1,557	2,781	11,805	313,114
16	654,360	18,883	198,204	10,547	2,005	3,579	10,156	410,986
17	654,360	269,965	199,143	29,568	1,348	3,555	17,090	133,691
18	654,360	438,905	61,889	34,294	592	1,941	10,683	106,056
19	654,361	546,541	32,825	14,457	1,059	1,122	7,798	50,559
20	654,360	611,417	15,433	5,392	1,255	729	5,941	14,193
21	654,361	559,239	49,045	13,806	1,221	1,126	8,800	21,124
22	654,361	522,666	50,375	16,635	1,361	1,413	10,874	51,037
23	654,361	607,616	16,957	3,684	5,868	724	5,526	13,986
24	654,361	603,118	21,377	5,787	1,434	739	7,094	14,812
25	654,361	566,694	46,424	11,451	4,096	835	9,732	15,129
26	654,361	604,078	19,945	10,045	1,884	653	5,558	12,198
27	654,361	581,122	26,058	4,562	4,919	739	6,850	30,111
28	654,360	405,708	187,626	9,451	3,215	1,099	11,255	36,006
29	654,361	605,600	17,394	11,703	3,244	660	6,362	9,398

1 Persons of Hispanic origin may be of any race.

SOURCE: United States Bureau of the Census, 2000 Census of Population; material compiled by New York State Legislative Task Force on Demographic Research and Reapportionment.

TABLE D-10
Vote Cast for All Candidates for the Office of State Senator
New York State by Senate District
November 5, 2002

Senate District	Democratic	Republican	Conservative	Independence	Liberal	Right to Life	Other ¹	Blank, Void & Scattering	Winner
First	Eaton 20,934	La Valle 50,602	La Valle 4,092	LaValle 5,256	Eaton 396	Moran 1,874	Eaton (GRE) 952	7,211	Kenneth P. La Valle
Second	Lambert, Jr. 24,675	Flanagan 40,196	Flanagan 4,157	Flanagan 3,342		Crecca 3,312		8,680	John J. Flanagan
Third	Galgano 19,673	Trunzo 31,762	Trunzo 3,005	Trunzo 3,161		Bennett 1,986		8,107	Caesar Trunzo
Fourth		Johnson 33,954	Johnson 3,577	Johnson 4,576			Borda (GRE) 2,179	23,356	Owen H. Johnson
Fifth	Snyder 26,033	Marcellino 46,370	Marcellino 3,850	Marcellino 3,845	Nehrich 353	Nehrich 2,017	Snyder (GRE) 1,052	7,796	Carl L. Marcellino
Sixth	St. George 25,355	Hannon 38,467	Hannon 3,352	Hannon 2,581	Maher 566	Callahan 2,188		9,202	Kemp Hannon
Seventh	Murray 28,311	Balboni 42,650	Balboni 3,361	Balboni 2,955	Murray 584		Murray (WOR) 1,051	8,426	Michael A. L. Balboni
Eighth	Dash, Sr. 23,395	Fuschillo, Jr. 43,434	Fuschillo, Jr. 3,729	Fuschillo, Jr. 3,275	Dash, Sr. 436			9,176	Charles J. Fuschillo, Jr.
Ninth	Glassberg 24,958	Skelos 50,478	Skelos 3,182	Skelos 3,287	Zeoli 362	McHale 1,782		7,814	Dean G. Skelos
Tenth	Smith 34,200			Smith 794	Smith 421		Smith (WOR) 1,314	21,432	Ada L. Smith
Eleventh		Padavan 27,007	Padavan 2,766	Padavan 3,532				28,005	Frank Padavan
Twelfth	Onorato 20,631	Lynch 7,813					Eagan (GRE) 1,385	12,071	George Onorato
Thirteenth	Sabini 17,107	Ahmed 4,482		Castro 1,026			Castro (WOR) 415	10,950	John D. Sabini
Fourteenth	Smith 34,401	Smith 5,872	Smith 910				Smith (WOR) 1,436	16,589	Malcolm A. Smith
Fifteenth		Maltese 19,261	Maltese 2,388	Maltese 1,939			Williams-Pereira (GRE) 879 Peters (WOR) 595	18,804	Serphin R. Maltese
Sixteenth	Stavisky 28,005		Ralin 1,545	Harrison 3,081	Harrison 927		Stavisky (WOR) 831	22,942	Toby Ann Stavisky
Seventeenth	Dilan 19,851	Santiago 6,648			Santiago 1,056		Santiago (WOR) 1,210	10,282	Martin M. Dilan
Eighteenth	Montgomery 36,591						Montgomery (WOR) 4,519	18,947	Velmanette Montgomery
Nineteenth	Sampson 31,657	Moseley 2,956	Moseley 384	Moseley 798				16,708	John L. Sampson
Twentieth	Andrews 32,552	Grupico 3,387	Grupico 442	Andrews 646	Andrews 494		Andrews (WOR) 4,420	15,735	Carl Andrews
Twenty-First	Parker 26,464	Hall 3,502	Dear 3,185	Hall 794	Knipel 435		Parker (WOR) 1,916	14,688	Kevin S. Parker
Twenty-Second	Gentile 18,764	Golden 22,481	Golden 2,583	Gentile 1,373			Gentile (WOR) 658	5,807	Martin J. Golden
Twenty-Third	Lachman 18,897	Curtis, Jr. 9,660	Lachman 1,231	Curtis, Jr. 1,286	Curtis, Jr. 529		Lachman (WOR) 735	11,337	Seymour P. Lachman
Twenty-Fourth	Cocozza 12,784	Marchi 34,864	Marchi 4,624				Cocozza (WOR) 597 Cocozza (VET) 371	14,245	John J. Marchi

(Continued on the following page)

TABLE D-10 (continued)
Vote Cast for All Candidates for the Office of State Senator
New York State by Senate District
November 5, 2002

Senate District	Democratic	Republican	Conservative	Independence	Liberal	Right to Life	Other ¹	Blank, Void & Scattering	Winner
Twenty-Fifth	Connor 29,761	Silverglad 6,174		Silverglad 626	Connor 1,448		Connor (WOR) 3,675 Tirado (LBT) 616	18,627	Martin Connor
Twenty-Sixth	Krueger 43,407	Eristoff 28,960		Eristoff 2,005	Eristoff 934		Krueger (GRE) 1,482 Krueger (WOR) 1,513	8,654	Liz Krueger
Twenty-Seventh	Kruger 24,120	Kruger 12,392	Walters 1,348		Kruger 607			14,186	Carl Kruger
Twenty-Eighth	Mendez 24,119	Mendez 3,834	Estrada 397	Mendez 867	Mendez 591		Rosada (WOR) 851	14,525	Olga A. Mendez
Twenty-Ninth	Duane 54,632	Maio 11,956	Maio 531	Maio 1,041	Duane 2,011		Duane (WOR) 5,756 Leobold (LBT) 570	15,156	Thomas K. Duane
Thirtieth	Paterson 43,536	Mosley 3,017	Mosley 221	Mosley 649	Paterson 858		Paterson (WOR) 3,458	17,472	David A. Paterson
Thirty-First	Schneiderman 37,156	Toribio, Jr. 5,843	Walters 528				Schneiderman (WOR) 3,744	16,874	Eric T. Schneiderman
Thirty-Second	Diaz 24,580	Espada, Jr. 5,033	Retcho 382	Espada, Jr. 7,768				9,498	Ruben Diaz
Thirty-Third	Gonzalez, Jr. 20,057	Goodman 2,977	Goodman 451					12,570	Efrain Gonzalez, Jr.
Thirty-Fourth	Mahoney 17,148	Veella 27,858	Veella 2,952	Veella 3,468				9,608	Guy J. Veella
Thirty-Fifth	Ramos 24,979	Spano 35,653	Spano 3,430	Spano 3,744		Stanton 1,966	Spano (WOR) 1,134	8,338	Nicholas A. Spano
Thirty-Sixth	Thompson 37,255	Rubin 2,318	Rubin 373				Thompson (WOR) 1,211	15,889	Ruth H. Thompson
Thirty-Seventh	Oppenheimer 50,174	Scharf 22,168	Scharf 2,090	Scharf 1,482		Agins 1,280	Oppenheimer (WOR) 1,593	10,699	Suzi Oppenheimer
Thirty-Eighth		Morahan 46,954	Morahan 4,943	Morahan 4,994		Bruno 1,897	Farney (GRE) 2,310 Morahan (WOR) 1,715	33,735	Thomas P. Morahan
Thirty-Ninth	Cortell 17,425	Larkin, Jr. 48,685	Larkin, Jr. 4,470			Whalen 1,590	Degan (GRE) 1,108 Cortell (WOR) 571	8,539	William J. Larkin, Jr.
Fortieth		Leibell, III 49,767	Leibell, III 4,803	Leibell, III 5,731		Hamilton 2,622	Mulrow (WOR) 2,403	27,540	Vincent L. Leibell, III
Forty-First	Reagan 20,114	Saland 52,637	Saland 6,324					10,612	Stephen M. Saland
Forty-Second		Bonacic 44,250	Bonacic 5,466			Tierney 2,529	Rog (LBT) 2,531	35,572	John J. Bonacic
Forty-Third		Bruno 58,214	Bruno 7,059	Bruno 10,763				32,641	Joseph L. Bruno
Forty-Fourth	Sanders 20,561	Farley 56,527	Farley 5,450	Farley 9,081	Sanders 788		Curtis (GRE) 1,587 Sanders (WOR) 736	8,851	Hugh T. Farley
Forty-Fifth	Sherwin 18,530	Little 52,402	Little 4,934	Little 5,679				10,583	Elizabeth O'C Little
Forty-Sixth	Breslin 64,466	Belenchia 25,419	Belenchia 3,439	Breslin 7,598	Breslin 1,330		Breslin (WOR) 2,516	8,911	Neil D. Breslin

(Continued on the following page)

TABLE D-10 (continued)
Vote Cast for All Candidates for the Office of State Senator
New York State by Senate District
November 5, 2002

Senate District	Democratic	Republican	Conservative	Independence	Liberal	Right to Life	Other ¹	Blank, Void & Scattering	Winner
Forty-Seventh		Meier 52,435	Meier 7,963					29,936	Raymond A. Meier
Forty-Eighth		Wright 45,940	Wright 4,669	Wright 5,042				19,956	James W. Wright
Forty-Ninth	Painter 22,153	Hoffmann 52,312						11,456	Nancy Lorraine Hoffmann
Fiftieth	Wells, III 18,054	DeFrancisco 57,339	DeFrancisco 5,888	DeFrancisco 8,602				8,334	John A. DeFrancisco
Fifty-First		Seward 52,134	Seward 5,449	Seward 8,728				25,006	James L. Seward
Fifty-Second		Libous 57,069	Libous 6,956					30,234	Thomas W. Libous
Fifty-Third		Kuhl, Jr. 50,976	Kuhl, Jr. 4,909			Chiment 2,914		24,481	John Randy Kuhl, Jr.
Fifty-Fourth		Nozzolio 51,870	Nozzolio 5,540	Nozzolio 12,920		Vacca 2,985		20,529	Michael F. Nozzolio
Fifty-Fifth		Alesi 59,344	Alesi 9,560					41,639	Jim Alesi
Fifty-Sixth	Bronson 25,773	Robach 35,706	Robach 4,123	Robach 9,730			Cannan (GRE) 1,309	7,339	Joseph E. Robach
Fifty-Seventh	Leisz 12,748	McGee 50,461	McGee 4,652	McGee 5,892				6,858	Patricia K. McGee
Fifty-Eighth	Stachowski 45,040	Heymanowski 19,041	Stachowski 3,988	Stachowski 5,109		Heymanowski 2,678	Stachowski (WOR) 2,060	16,017	William T. Stachowski
Fifty-Ninth		Volker 54,627	Volker 6,480	Volker 10,288				26,455	Dale M. Volker
Sixtieth	Brown 41,436	Coppola 20,236	Coppola 2,918		Brown 1,824			13,440	Byron W. Brown
Sixty-First	Greenberg 21,469	Rath 58,191	Rath 5,311	Rath 8,297				10,729	Mary Lou Rath
Sixty-Second		Maziarz 47,883	Maziarz 5,353	Maziarz 10,465			Maziarz (WOR) 1,978	25,157	George D. Maziarz

¹ Political party abbreviations:
 GRE – Green Party
 LBT – Libertarian Party
 VET – Veterans Party
 WOR – Working Families Party

SOURCE: New York State Board of Elections.

TABLE D-11

**Population by Race and Spanish Origin
New York State by Senate District — 2002**

Senate District	Total Population	Non-Hispanic White	Non-Hispanic Black	Non-Hispanic Asian	Non-Hispanic American Indian	Non-Hispanic Other	Non-Hispanic Two or More Races	Hispanic ¹
All Districts	18,976,457	11,760,981	2,812,623	1,035,926	52,499	80,729	366,116	2,867,583
1	305,989	255,807	16,508	4,434	1,270	582	3,805	23,583
2	305,990	270,241	5,129	12,889	239	369	2,815	14,308
3	305,989	219,624	22,483	6,099	639	670	4,568	51,906
4	305,991	226,603	28,406	5,754	416	552	4,521	39,739
5	305,990	253,364	10,020	15,042	260	402	3,183	23,719
6	305,993	205,461	49,316	9,922	373	633	3,858	36,430
7	305,991	217,463	25,862	25,927	311	972	5,144	30,312
8	305,990	213,588	47,057	6,005	510	564	3,992	34,274
9	305,990	243,201	18,341	11,027	274	1,019	3,706	28,422
10	318,481	48,909	167,242	25,479	1,679	7,479	19,732	47,961
11	318,482	156,666	18,508	82,575	786	3,941	10,984	45,022
12	318,484	123,056	16,508	53,337	635	3,422	16,201	105,325
13	318,484	38,855	29,037	61,700	716	1,909	8,253	178,014
14	318,481	60,111	167,834	22,510	990	4,330	13,671	49,035
15	318,484	167,380	8,547	37,482	1,075	6,592	14,145	83,263
16	318,483	137,918	15,155	106,220	394	1,286	9,525	47,985
17	311,260	50,881	58,337	13,586	995	3,723	8,323	175,415
18	311,260	39,635	177,596	7,874	870	1,448	7,749	76,088
19	311,258	33,970	214,592	6,396	635	1,154	7,391	47,120
20	311,259	59,891	179,983	13,563	585	2,160	8,504	46,573
21	311,259	70,710	177,872	15,906	538	2,644	10,823	32,766
22	311,260	220,905	1,854	50,869	234	704	10,175	26,519
23	311,259	131,603	49,787	43,695	589	1,281	9,298	75,006
24	311,258	261,263	5,317	17,712	256	483	3,640	22,587
25	311,258	144,592	20,027	72,913	352	4,319	8,253	60,802
26	311,260	257,154	6,136	25,898	188	941	4,777	16,166
27	311,259	226,015	16,231	35,764	304	1,005	6,729	25,211
28	311,261	31,188	88,567	7,753	780	1,449	5,088	176,436
29	311,260	225,300	16,749	25,210	387	1,338	6,524	35,752
30	311,263	50,324	151,867	8,861	868	1,016	6,695	91,632
31	311,257	94,262	22,132	9,618	557	1,300	4,632	178,756
32	311,260	18,152	90,439	8,462	907	2,246	6,041	185,013
33	311,258	32,187	69,270	13,920	946	2,357	6,820	185,758
34	311,260	175,159	40,546	14,381	445	2,271	7,095	71,363
35	311,259	179,642	42,426	17,655	447	1,124	6,806	63,159
36	311,259	15,718	194,789	3,478	823	1,690	7,530	87,231
37	311,260	207,674	29,639	14,099	229	957	4,716	53,946
38	320,851	235,471	31,412	16,069	571	670	5,343	31,315
39	305,749	239,352	23,443	4,558	648	492	4,550	32,706
40	303,372	255,848	14,025	5,871	395	569	3,465	23,199
41	301,528	246,299	25,603	7,023	466	549	4,379	17,209
42	301,290	252,572	16,321	3,366	727	690	3,952	23,662
43	302,261	279,140	9,172	4,451	568	380	3,068	5,482
44	302,248	273,258	11,176	3,622	559	454	3,646	9,533
45	299,603	276,185	8,997	1,390	3,739	264	2,208	6,820
46	294,565	240,913	31,514	8,022	487	506	4,044	9,079
47	291,303	264,784	11,696	3,175	1,154	308	3,195	6,991
48	290,925	267,690	9,121	1,736	1,234	435	2,965	7,744
49	291,303	239,639	32,966	5,153	1,441	405	4,277	7,422
50	291,303	261,089	11,539	5,027	2,765	409	4,562	5,912
51	291,482	275,547	5,146	1,498	690	307	2,757	5,537
52	291,961	270,012	6,776	5,968	552	358	3,421	4,874
53	294,378	267,689	9,405	7,433	689	401	3,561	5,200
54	291,303	268,036	9,254	3,013	602	277	3,120	7,001
55	301,947	261,034	18,074	7,884	552	366	3,813	10,224
56	301,947	191,822	71,939	7,367	807	520	5,434	24,058
57	295,288	274,699	5,324	1,322	2,852	357	2,649	8,085
58	298,637	266,461	11,160	2,382	993	272	3,026	14,343
59	294,256	277,192	6,273	1,442	2,649	186	1,814	4,700
60	298,636	162,738	111,480	3,689	2,381	562	5,423	12,363
61	298,635	276,330	7,000	7,664	922	351	2,546	3,822
62	301,947	272,709	13,698	2,786	1,554	309	3,186	7,705

1 Persons of Hispanic origin may be of any race.

SOURCE: United States Bureau of the Census, 2000 Census of Population; material compiled by New York State Legislative Task Force on Demographic Research and Reapportionment.

FIGURE D-5
Senate Districts
New York City
2002

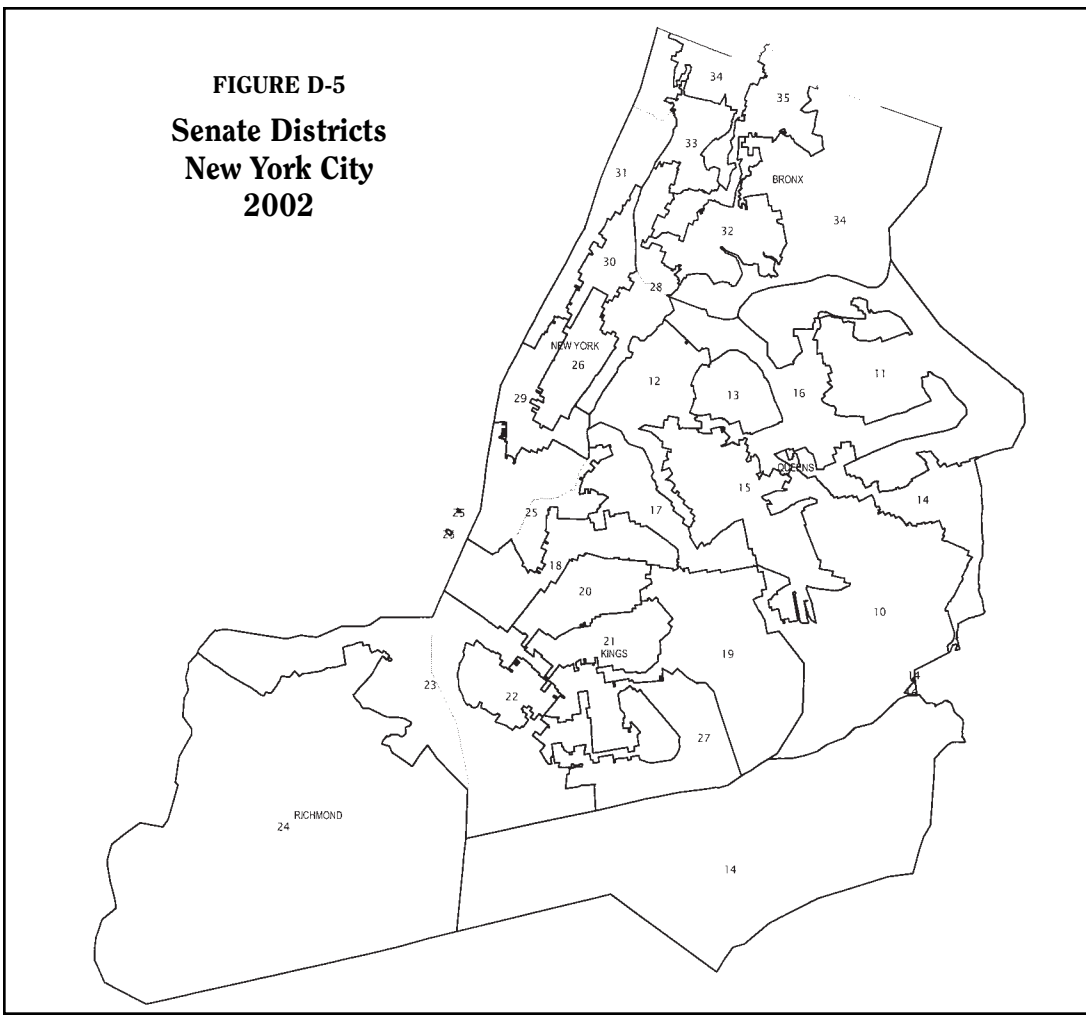


FIGURE D-6
Senate Districts
Long Island
2002

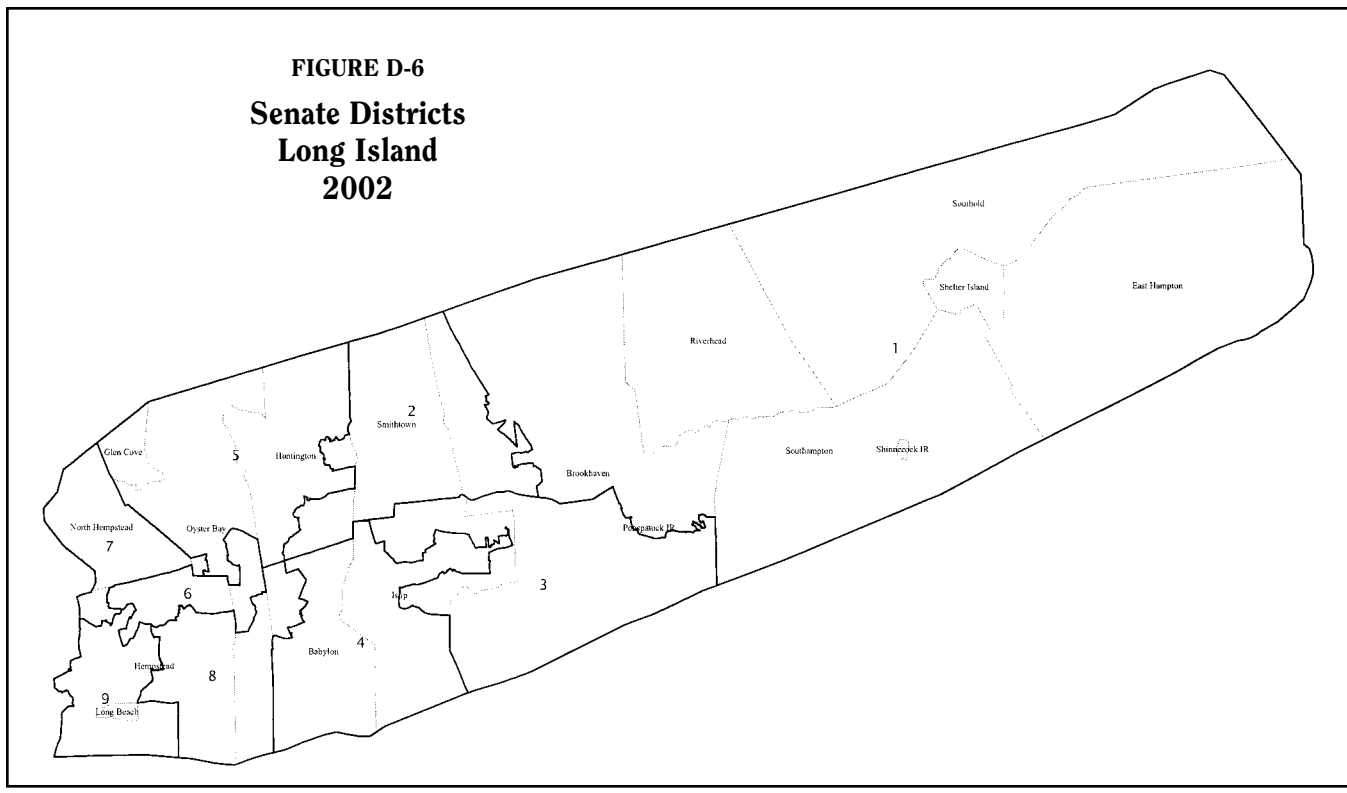


TABLE D-12
Vote Cast for All Candidates for the Office of Member of Assembly
New York State by Assembly District
November 5, 2002

Assembly District	Democratic	Republican	Conservative	Independence	Liberal	Right to Life	Other ¹	Blank, Void & Scattering	Winner
First	Johnson 8,855	Acampora 24,083	Acampora 2,024	Acampora 2,313	Johnson 181	Keenan 991	Johnson (GRE) 417 Acampora (WOR) 475	2,995	Patricia L. Acampora
Second	Blossick-Sanchez 8,625	Thiele, Jr. 20,066	Guarino 1,142	Thiele, Jr. 2,681		Colapinto 763	Thiele, Jr. (WOR) 567	3,060	Fred W. Thiele, Jr.
Third	Eddington 12,392	Snead 10,977	Snead 1,179	Eddington 1,273		Snead 985	Eddington (WOR) 557	2,375	Patricia A. Eddington
Fourth	Englebright 16,427	Klissas 11,042	Klissas 1,222	Englebright 1,401		Klissas 1,045	Englebright (GRE) 465 Englebright (WOR) 383	1,997	Steven Englebright
Fifth	Levy 18,074	Brand 7,973	Brand 946	Levy 2,829		Brand 961	Levy (GRE) 482 Levy (WOR) 565	1,967	Steve Levy
Sixth	Ramos 9,070	Goglas 5,738	Goglas 552	Goglas 801		Goglas 568	Borda (GRE) 515 Ramos (WOR) 412	1,879	Philip R. Ramos
Seventh	Byrne 10,662	Fitzpatrick 18,817	Fitzpatrick 1,998	Byrne 1,078		Fitzpatrick 2,056	Byrne (WOR) 289	3,833	Michael J. Fitzpatrick
Eighth	Van Kirk 7,889	Barraga 16,843	Barraga 1,571	Barraga 1,766		Barraga 1,261	Barraga (WOR) 252	3,759	Thomas F. Barraga
Ninth	Cuthbertson 15,118	Raia 16,359	Raia 2,233	Cuthbertson 1,691		O'Hara 996	Cuthbertson (WOR) 426 Cuthbertson (SRH) 257	2,466	Andrew P. Raia
Tenth	Johnson, Jr. 10,483	Conte 16,869	Conte 1,630	Conte 1,813		O'Hara 1,016		3,480	James D. Conte
Eleventh	Sweeney 12,237		Molinaro 1,489	Sweeney 1,726			Sweeney (WOR) 580	9,317	Robert K. Sweeney
Twelfth	Bergman 7,991	Labriola 21,917	Labriola 2,358	Labriola 1,482	Hamill 146		Bergman (WOR) 229	3,829	Steven L. Labriola
Thirteenth	Sidikman 20,362	Biggio 12,327	Biggio 981	Biggio 901	Jones 152	Biggio 723	Peress (GRE) 308	3,192	David S. Sidikman
Fourteenth	Grasso 12,267	Barra 19,116	Barra 1,599	Barra 1,029	Grasso 216	Michel 1,282	Martin (GRE) 246 Grasso (WOR) 368	3,952	Robert D. Barra
Fifteenth	Buonagura 9,105	Ferrara 20,081	Ferrara 1,554	Ferrara 1,281	Buonagura 183	Jung 975	Ferrara (WOR) 256	3,540	Donna T. Ferrara
Sixteenth	DiNapoli 22,894	Vargas 10,527	Russo, Jr. 1,590	DiNapoli 1,208	DiNapoli 466		DiNapoli (WOR) 733	3,030	Thomas P. DiNapoli
Seventeenth	Sobczak 10,494	O'Connell 22,567	O'Connell 2,010	O'Connell 1,388	Maron 189	Cascio 1,138		4,316	Maureen C. O'Connell
Eighteenth	Hooper 16,144	Rhoden 4,356	Rhoden 358	Hooper 524	Hooper 174	Rhoden 400		4,605	Earlene Hooper
Nineteenth	Moore 13,359	McDonough 18,876	McDonough 1,795	McDonough 1,082			Moore (WOR) 364	4,378	David G. McDonough
Twentieth	Weisenberg 21,531	McDonald 9,954	McDonald 754	Weisenberg 1,353	Weisenberg 374	McDonald 552		3,582	Harvey Weisenberg
Twenty-First	DeFelice 9,303	Alfano 20,100	Alfano 1,455	Alfano 1,164	DeFelice 179	Corry 977	Alfano (WOR) 391	3,556	Thomas W. Alfano
Twenty-Second	Grodenschik 5,822	Tan 2,618	Meng 857	Meng 3,192	Chen 263		Chou (GRE) 165 Albert (WOR) 115	2,455	Barry S. Grodenschik

(Continued on the following page)

TABLE D-12 (continued)

**Vote Cast for All Candidates for the Office of Member of Assembly
New York State by Assembly District
November 5, 2002**

Assembly District	Democratic	Republican	Conservative	Independence	Liberal	Right to Life	Other ¹	Blank, Void & Scattering	Winner
Twenty-Third	Pheffer 12,165			Huhn 713	Pheffer 468		Pheffer (WOR) 503	9,774	Audrey I. Pheffer
Twenty-Fourth	Weprin 17,372	Kaplan-Vila 5,120	Kaplan-Vila 710	Kaplan-Vila 408	Weprin 514		Weprin (WOR) 482	4,127	Mark Weprin
Twenty-Fifth	McLaughlin 9,414				McLaughlin 330		McLaughlin (WOR) 433	7,561	Brian M. McLaughlin
Twenty-Sixth	Carrozza 16,850	Ottulich 7,146	Ottulich 867	Ottulich 480			Carrozza (WOR) 702	3,699	Ann Margaret E. Carrozza
Twenty-Seventh	Mayersohn 10,671				Mayersohn 349		Mayersohn (WOR) 408	8,860	Nettie Mayersohn
Twenty-Eighth	Cohen 12,019	Bank 5,930	Bank 711		Cohen 496		Cohen (WOR) 377	5,390	Michael Cohen
Twenty-Ninth	Scarborough 16,178	Borriello 1,112			Scarborough 127		Scarborough (WOR) 580	5,850	William Scarborough
Thirtieth	Markey 8,218							9,928	Margaret M. Markey
Thirty-First	Titus 11,020	Rejas 1,110	Block 198	Duvalle 605	Titus 122		Titus (WOR) 408	5,010	Michael R. Titus
Thirty-Second	Cook 15,096			Gordon 645	Cook 166			6,377	Vivian E. Cook
Thirty-Third	Clark 16,789	Antoine 2,306	Antoine 354	Antoine 371	Clark 224		Clark (WOR) 940	5,059	Barbara M. Clark
Thirty-Fourth	Lafayette 7,354				Lafayette 264		Lafayette (WOR) 331	6,266	Ivan C. Lafayette
Thirty-Fifth	Aubry 8,087				Aubry 173		Aubry (WOR) 244	6,192	Jeffrion L. Aubry
Thirty-Sixth	Gianaris 8,711						Kann (GRE) 672 Gianaris (WOR) 600	7,033	Michael N. Gianaris
Thirty-Seventh	Nolan 8,157						Langhenry (GRE) 510 Nolan (WOR) 481	5,864	Catherine T. Nolan
Thirty-Eighth	Seminerio 6,547		Seminerio 1,071				Pereira (GRE) 356	6,677	Anthony S. Seminerio
Thirty-Ninth	Peralta 5,572	Gonzales 1,706	Gonzales 145	Gonzales 153		Gonzales 81	Peralta (WOR) 210	2,970	Jose R. Peralta
Fortieth	Gordon 13,496	Foote 681	Johnson 113					7,729	Diane Gordon
Forty-First	Weinstein 14,649	Johnston, Jr. 2,503	Johnston, Jr. 366				Weinstein (WOR) 467	6,079	Helene E. Weinstein
Forty-Second	Jacobs 10,605				Jacobs 207			7,117	Rhoda S. Jacobs
Forty-Third	Norman, Jr. 13,487	Williams 722		Roper 703			Norman, Jr. (WOR) 977	6,155	Clarence Norman, Jr.
Forty-Fourth	Brennan 10,998	Linden 2,551	Linden 360	Linden 202			Brennan (WOR) 2,020	5,539	James F. Brennan
Forty-Fifth	Cymbrowitz 10,067	Alatsas 2,681	Alatsas 258				Cymbrowitz (WOR) 339	4,888	Steven Cymbrowitz
Forty-Sixth	Cohen 8,584		Belli 1,124				Cohen (WOR) 383	12,166	Adele H. Cohen
Forty-Seventh	Colton 7,247		Delgiudice 561		Colton 203		Colton (WOR) 231	7,973	William Colton
Forty-Eighth	Hikind 5,762	Hikind 6,331	Toolan 814					4,460	Dov Hikind

(Continued on the following page)

TABLE D-12 (continued)

**Vote Cast for All Candidates for the Office of Member of Assembly
New York State by Assembly District
November 5, 2002**

Assembly District	Democratic	Republican	Conservative	Independence	Liberal	Right to Life	Other ¹	Blank, Void & Scattering	Winner
Forty-Ninth	Abbate, Jr. 6,954		Gallo 541	Abbate, Jr. 649				7,051	Peter J. Abbate, Jr.
Fiftieth	Lentol 11,216		Wrubel 370					6,659	Joseph R. Lentol
Fifty-First	Ortiz 5,838	Artus 1,348	Artus 204	Ortiz 307	Ortiz 186		Ortiz (WOR) 498	4,424	Felix W. Ortiz
Fifty-Second	Millman 18,206		Markgraf 761				Lowy (GRE) 2,132 Millman (WOR) 3,827	7,077	Joan L. Millman
Fifty-Third	Lopez 9,549		Taveras 263		Lopez 539			5,515	Vito J. Lopez
Fifty-Fourth	Towns 7,846	Chowdhury 721	Chowdhury 112	Towns 157	Towns 75		Towns (WOR) 264	5,328	Darryl C. Towns
Fifty-Fifth	Boyland 12,025	Farrakhan 856			Boyland 114			5,358	William Frank Boyland
Fifty-Sixth	Robinson 13,897			Kinard 402			Robinson (WOR) 745	6,205	Annette M. Robinson
Fifty-Seventh	Green 15,862	Ocasio 700					Green (WOR) 2,161	6,167	Roger L. Green
Fifty-Eighth	Perry 13,955		Gaffney 142				Perry (WOR) 775	7,199	N. Nick Perry
Fifty-Ninth	Seddio 11,878	Evangelista 3,701	Evangelista 520	Seddio 436				6,456	Frank R. Seddio
Sixtieth	Spano 6,717	Mirones 10,864	Mirones 1,437	Mirones 399		Mirones 485	Spano (WOR) 367	5,418	Matthew Mirones
Sixty-First	Lavelle 10,773	Player 6,211	Player 1,214				Lavelle (WOR) 593	4,893	John W. Lavelle
Sixty-Second	Mulia 5,818	Straniere 13,906	Mulia 2,034	Straniere 671		Mulia 516	Straniere (WOR) 286	2,561	Robert A. Straniere
Sixty-Third	Cusick 9,431	Peters 8,537	Cusick 936	Cusick 417	O'Callaghan 149	Peters 374	Cusick (WOR) 331	3,227	Michael J. Cusick
Sixty-Fourth	Silver 11,857				Silver 399		Meadows (GRE) 1,040 Silver (WOR) 1,119	7,502	Sheldon Silver
Sixty-Fifth	Grannis 17,925	Friedman 8,241		Friedman 484	Friedman 296		Edward (GRE) 377 Grannis (WOR) 675	5,874	Alexander B. Pete Grannis
Sixty-Sixth	Glick 23,353	Karako 3,973					Glick (WOR) 3,074 Karako (LBT) 338	4,425	Deborah J. Glick
Sixty-Seventh	Stringer 25,452	Cuttitta 4,852	Cuttitta 221		Stringer 738		Siracuse (GRE) 582 Stringer (WOR) 2,223	5,336	Scott M. Stringer
Sixty-Eighth	Powell 12,191	Jackson 1,566		Jackson 275	Powell 228		Gerena-Rochet (GRE) 220 Powell (WOR) 601	7,768	Adam Clayton Powell
Sixty-Ninth	O'Donnell 18,995	Sporn 2,381		Goodman 1,244			MacKinnon (GRE) 773 O'Donnell (WOR) 3,084	9,514	Daniel J. O'Donnell
Seventieth	Wright 15,345	Morrissey 708	Morrissey 83	Morrissey 309	Wright 177		Wright (WOR) 739	7,692	Keith L. T. Wright

(Continued on the following page)

TABLE D-12 (continued)
Vote Cast for All Candidates for the Office of Member of Assembly
New York State by Assembly District
November 5, 2002

Assembly District	Democratic	Republican	Conservative	Independence	Liberal	Right to Life	Other ¹	Blank, Void & Scattering	Winner
Seventy-First	Farrell, Jr. 14,139	Daniels 1,608	Daniels 119	Daniels 282				9,061	Herman D. Farrell, Jr.
Seventy-Second	Espaillet 8,129	Rexach 1,240		Reyes 233	Espaillet 312		Espaillet (WOR) 379 Rexach (RNY) 80	6,765	Adriano Espaillet
Seventy-Third	Bing 15,949	Hilson 13,514		Hilson 1,134	Hilson 573		Swanson (WOR) 331	7,775	Jonathan L. Bing
Seventy-Fourth	Sanders 18,140	Spuches 4,461		Spuches 848	Sanders 529		Arcade (GRE) 1,054 Sanders (WOR) 1,778	6,166	Steven Sanders
Seventy-Fifth	Gottfried 18,176	Latner 4,939	Latner 185	Latner 323	Gottfried 646		Tatevosyan (GRE) 627 Gottfried (WOR) 1,712	6,772	Richard N. Gottfried
Seventy-Sixth	Rivera 9,740		Serrano 463					8,532	Peter M. Rivera
Seventy-Seventh	Greene 8,891	Henderson 598	Britt, Jr. 63				Greene (WOR) 230	4,905	Aurelia Greene
Seventy-Eighth	Rivera 6,893	Malavolta 1,060	Malavolta 129	Malavolta 133	Rivera 168			3,883	Jose Rivera
Seventy-Ninth	Davis 10,406	Coleman 610	Agosto 133					6,038	Gloria Davis
Eightieth	Klein 10,058	Polanco 2,758	Polanco 389	Polanco 304			Klein (WOR) 699	4,770	Jeffrey Klein
Eighty-First	Dinowitz 14,126		McManus 679		Dinowitz 371	Paulin 333	Dinowitz (WOR) 747	8,320	Jeffrey Dinowitz
Eighty-Second	Kaufman 13,799	Tuttle 3,764	Kaufman 929	Kaufman 867				7,623	Stephen B. Kaufman
Eighty-Third	Heastie 13,069	Rakal 705	Brooks 142				Heastie (WOR) 356	6,218	Carl E. Heastie
Eighty-Fourth	Arroyo 7,963	Arroyo 1,070	Osterczy 103	Espada 1,350	Arroyo 233			5,305	Carmen E. Arroyo
Eighty-Fifth	Diaz, Jr. 8,957	Newmark 606	Newmark 105					6,594	Ruben Diaz, Jr.
Eighty-Sixth	Diaz 6,793	Justice 562	Capone 80					4,523	Luis M. Diaz
Eighty-Seventh	Pretlow 13,456			Pretlow 890			Pretlow (WOR) 437	8,722	J. Gary Pretlow
Eighty-Eighth	Paulin 18,455	Sayegh 12,731	Sayegh 1,414	Paulin 1,093			Paulin (WOR) 528	3,252	Amy R. Paulin
Eighty-Ninth	Bradley 18,961			Bradley 1,855		Giardina 1,505	Bradley (WOR) 639	18,191	Adam T. Bradley
Ninetieth	Galef 18,112	Tamagna 12,529	Tamagna 1,526	Galef 1,865		Vasta 766	Tamagna (GRE) 662 Galef (WOR) 713	3,559	Sandra R. Galef
Ninety-First	Bramson 13,787	Tocci 13,080	Tocci 1,178	Tocci 1,316		Naughton 396	Tocci (WOR) 317	2,740	Ronald C. Tocci
Ninety-Second	Brodsky 20,821			Brodsky 1,953		Prunty 1,437	Brodsky (WOR) 714	15,936	Richard L. Brodsky
Ninety-Third	Fiorelli 9,534	Spano 15,255	Spano 2,029	Spano 1,380			Spano (WOR) 395	4,652	Mike Spano
Ninety-Fourth	Gromack 20,842		Gromack 2,834	Gromack 1,962		Fitton 1,497	Gromack (GRE) 579 Gromack (WOR) 763	12,736	Alexander J. Gromack

(Continued on the following page)

TABLE D-12 (continued)

**Vote Cast for All Candidates for the Office of Member of Assembly
New York State by Assembly District
November 5, 2002**

Assembly District	Democratic	Republican	Conservative	Independence	Liberal	Right to Life	Other ¹	Blank, Void & Scattering	Winner
Ninety-Fifth	Karben 15,692	Walsh 12,164	Walsh 1,694	Karben 1,077			Jaffee (GRE) 1,956 Simon (WOR) 509	3,128	Ryan S. Karben
Ninety-Sixth	Donnery 9,072	Calhoun 19,386	Calhoun 1,925	Calhoun 1,578			Van Vlack (GRE) 453 Donnery (WOR) 342	3,555	Nancy Calhoun
Ninety-Seventh	Magar, Sr. 7,663	Mills, III 19,360	Mills, III 2,786			Kelly 771	Farney (GRE) 506 Magar, Sr. (WOR) 291	4,486	Howard D. Mills, III
Ninety-Eighth	Gunther, III 17,640	Brenner 8,428	Gunther, III 1,887			McMurrer 615	Raboff (GRE) 401 Brenner (WOR) 218 Brenner (WLB) 242	4,011	Jacob E. Gunther, III
Ninety-Ninth		Stephens, Jr. 21,741	Stephens, Jr. 2,212	Stephens, Jr. 2,368		Lloyd 1,372	Felber (WOR) 1,027	11,839	Willis H. Stephens, Jr.
One Hundredth		Kirwan 15,291	Kirwan 1,430	Mileo 1,339		Kirwan 860	Searles (GRE) 812	10,474	Thomas J. Kirwan
One Hundred First	Cahill 22,326	Noonan 11,832	Noonan 1,603	Cahill 3,143			West (GRE) 976 Cahill (WOR) 1,105 Farrar (LBT) 289	2,757	Kevin A. Cahill
One Hundred Second	Tyner 8,909	Miller 20,367	Miller 2,385					4,597	Joel M. Miller
One Hundred Third		Manning 24,008						14,656	Patrick R. Manning
One Hundred Fourth	McEneny 28,567	Murphy 9,271		McEneny 2,668	McEneny 450	Sullivan 813	Lieberson (GRE) 980 McEneny (WOR) 1,360	4,299	John J. McEneny
One Hundred Fifth	Tonko 23,337	Amell, Jr. 8,924	Amell, Jr. 1,604	Tonko 4,415	Tonko 866		Tonko (WOR) 681	4,068	Paul D. Tonko
One Hundred Sixth	Canestrari 23,135	Day 8,071		Canestrari 3,773				6,154	Ronald J. Canestrari
One Hundred Seventh		Crouch 25,657						16,446	Clifford W. Crouch
One Hundred Eighth	Brooks 20,077	Casale 22,216	Casale 3,223	Brooks 3,760		Casale 1,181		3,157	Pat M. Casale
One Hundred Ninth	Myers 15,653	Prentiss 26,888	Prentiss 2,807	Champagne 3,195				4,170	Robert G. Prentiss
One Hundred Tenth	Mauro 10,755	Tedisco 27,373	Tedisco 2,407	Tedisco 3,858	Mauro 412		Looker (GRE) 1,098 Mauro (WOR) 416	2,982	James N. Tedisco
One Hundred Eleventh	Magee 18,551	Dorn 10,518		Magee 4,405				3,679	Bill Magee
One Hundred Twelfth	Phillips 9,195	McDonald 21,918	McDonald 2,361	McDonald 2,693				5,081	Roy J. McDonald
One Hundred Thirteenth	Morrow 8,537	Sayward 21,464	Scozzafava 9,636				Barkenhausen (GRE) 624 Jenkins, Jr. (WOR) 307 Bombard (LBT) 467	4,717	Teresa R. Sayward
One Hundred Fourteenth	Tallon 8,728	Ortloff 21,038	Ortloff 1,581	Ortloff 2,078				3,283	George Christian Ortloff

(Continued on the following page)

TABLE D-12 (continued)

**Vote Cast for All Candidates for the Office of Member of Assembly
New York State by Assembly District
November 5, 2002**

Assembly District	Democratic	Republican	Conservative	Independence	Liberal	Right to Life	Other ¹	Blank, Void & Scattering	Winner
One Hundred Fifteenth		Townsend, Jr. 17,206	Townsend, Jr. 1,884	Townsend, Jr. 1,963		Cucchiara 1,101	Townsend, Jr. (WOR) 425 Nobles (POI) 13,608	5,238	David R. Townsend, Jr.
One Hundred Sixteenth	Destito 17,975	Brennan 8,534	Brennan 1,710	Destito 2,789			Destito (WOR) 731	2,684	RoAnn M. Destito
One Hundred Seventeenth		Butler 23,214	Butler 2,400	Butler 3,901				9,669	Marc W. Butler
One Hundred Eighteenth	Aubertine 14,883	Ritchie 15,901	Gray 782	Aubertine 2,048			Aubertine (GRE) 302 Aubertine (WOR) 261 Monnet (LBT) 284 Ritchie (VOP) 233	1,126	Darrel J. Aubertine
One Hundred Nineteenth	Christensen 21,277	Sanford 12,645	Sanford 1,439	Sanford 1,391			Christensen (WOR) 1,055 Christensen (VET) 302	1,737	Joan K. Christensen
One Hundred Twentieth	Magnarelli 20,430	Vaughn 8,339	Vaughn 1,232	Vaughn 1,220			Magnarelli (WOR) 833 Magnarelli (VET) 320	2,968	William B. Magnarelli
One Hundred Twenty-First	Delaney 13,971	Brown 23,552	Meyer, Jr. 1,410	Meyer, Jr. 2,065			Delaney (WOR) 796	3,045	Jeffrey D. Brown
One Hundred Twenty-Second	Byrnes 8,353	Scozzafava 16,757	Scozzafava 1,823	Behling 2,691				3,819	Dede K. Scozzafava
One Hundred Twenty-Third		Finch 21,514	Finch 2,115	Finch 2,886		Smith 1,481	Rosetti (GRE) 1,959	9,470	Gary D. Finch
One Hundred Twenty-Fourth	Ohl 14,854	Barclay 18,774	Barclay 2,024	Barclay 2,017			Ohl (WOR) 583	4,305	Will Barclay
One Hundred Twenty-Fifth	Lifton 17,435	Sigler 11,617	Sigler 870	Sigler 1,221	Lamb 348	Thiesen 300	Lifton (WOR) 2,269	2,296	Barbara S. Lifton
One Hundred Twenty-Sixth	Lupardo 11,944	Warner 15,260		Dinga 11,006			Lupardo (WOR) 1,297 Dinga (AFD) 726	2,182	Robert J. Warner
One Hundred Twenty-Seventh	Baldrey 10,697	Hooker 21,641	Barber 3,801				Baldrey (WOR) 777	5,368	Daniel L. Hooker
One Hundred Twenty-Eighth		Oaks 24,407				Holtz 1,671		10,920	Robert C. Oaks
One Hundred Twenty-Ninth	D'Amico 10,450	Kolb 20,472	Kolb 1,832	Kolb 3,141		Kolb 852		5,040	Brian M. Kolb
One Hundred Thirtieth	Saltzberg 14,113	Errigo 23,044	Errigo 3,000	Eames 2,395				3,714	Joe Errigo
One Hundred Thirty-First	John 15,822	Slattery 10,667	Slattery 1,580	Slattery 2,764				2,643	Susan V. John
One Hundred Thirty-Second	Morelle 26,933	Fero 11,174	Fero 1,801					6,881	Joseph D. Morelle
One Hundred Thirty-Third	Gantt 14,872		McCabe 1,690	Harris 1,633				7,270	David F. Gantt
One Hundred Thirty-Fourth	Amato 13,224	Reilich 17,659	Reilich 2,475	Reilich 4,439		Amato 1,055	Amato (WOR) 563	3,928	Bill Reilich
One Hundred Thirty-Fifth	Koon 24,720	Benoy 13,529	Benoy 2,225	Koon 7,005			Koon (WOR) 750	2,689	David R. Koon
One Hundred Thirty-Sixth		Bacalles 23,834	Bacalles 2,088			Johnson 1,256		8,204	James G. Bacalles

(Continued on the following page)

TABLE D-12 (continued)

**Vote Cast for All Candidates for the Office of Member of Assembly
New York State by Assembly District
November 5, 2002**

Assembly District	Democratic	Republican	Conservative	Independence	Liberal	Right to Life	Other ¹	Blank, Void & Scattering	Winner
One Hundred Thirty-Seventh		Winner, Jr. 23,770				Fraboni 1,524	Thomas (WOR) 1,327	9,778	George H. Winner, Jr.
One Hundred Thirty-Eighth	Delmonte 19,738	Demler 10,908	Demler 1,186	Delmonte 2,508	Demler 252	Demler 903	Delmonte (WOR) 783	2,513	Francine Delmonte
One Hundred Thirty-Ninth		Nesbitt 21,638	Nesbitt 2,531	Nesbitt 4,942				8,356	Charles H. Nesbitt
One Hundred Fourtieth	Schimminger 22,830	Belbas, Jr. 10,694	Schimminger 1,875	Schimminger 2,970		Belbas, Jr. 1,139		3,714	Robin Schimminger
One Hundred Forty-First	Peoples 22,078	Scott 3,409	Scott 632	Peoples 1,409	Peoples 533		Fisher, III (LPP) 424	3,895	Crystal D. Peoples
One Hundred Forty-Second		Wirth 23,764	Wirth 3,073			Wirth 1,747	DeMare (GRE) 1,676	13,225	Sandra Lee Wirth
One Hundred Forty-Third	Tokasz 21,317	Kalota 9,009	Tokasz 2,034	Tokasz 3,041			Tokasz (WOR) 972	5,890	Paul A. Tokasz
One Hundred Forty-Fourth	Hoyt 18,733	Penna 7,549	Penna 1,117	Hoyt 2,054	Hoyt 796		Hoyt (WOR) 1,111	4,082	Sam Hoyt
One Hundred Forty-Fifth	Higgins 24,098	Rydza 9,259	Higgins 2,323	Higgins 2,892			Higgins (WOR) 1,062	5,566	Brian Higgins
One Hundred Forty-Sixth	Smith 17,907	Nagel 13,649	Smith 2,509	Smith 2,491			Smith (WOR) 819 Nagel (SMP) 355	5,229	Richard A. Smith
One Hundred Forty-Seventh	Kennison 9,088	Burling 19,315	Burling 1,860	Burling 2,916				3,966	Daniel J. Burling
One Hundred Forty-Eighth	Ward 14,514	Hayes 21,044	Hayes 2,237	Ward 1,935			Ward (GRE) 686 Hayes (WOR) 566	3,391	James P. Hayes
One Hundred Forty-Ninth		Young 21,496	Young 2,092	Young 2,856				7,729	Catherine M. Young
One Hundred Fiftieth	Parment 14,733			Parment 3,430				16,364	William L. Parment

1 Political party abbreviations:
AFD – Alliance for Dinga
GRE – Green Party
LBT – Libertarian Party
LPP – Latino Popular Party
POI – Power of Ideas Party
RNY – Reform Party of New York
SMP – Smart Party

SRH – Senior Health Care
VET – Veterans Party
VOP – Voice of the People Party
WLB – We Love Ben Party
WOR – Working Families Party

SOURCE: New York State Board of Elections.

FIGURE D-8
Assembly Districts
New York City
2002

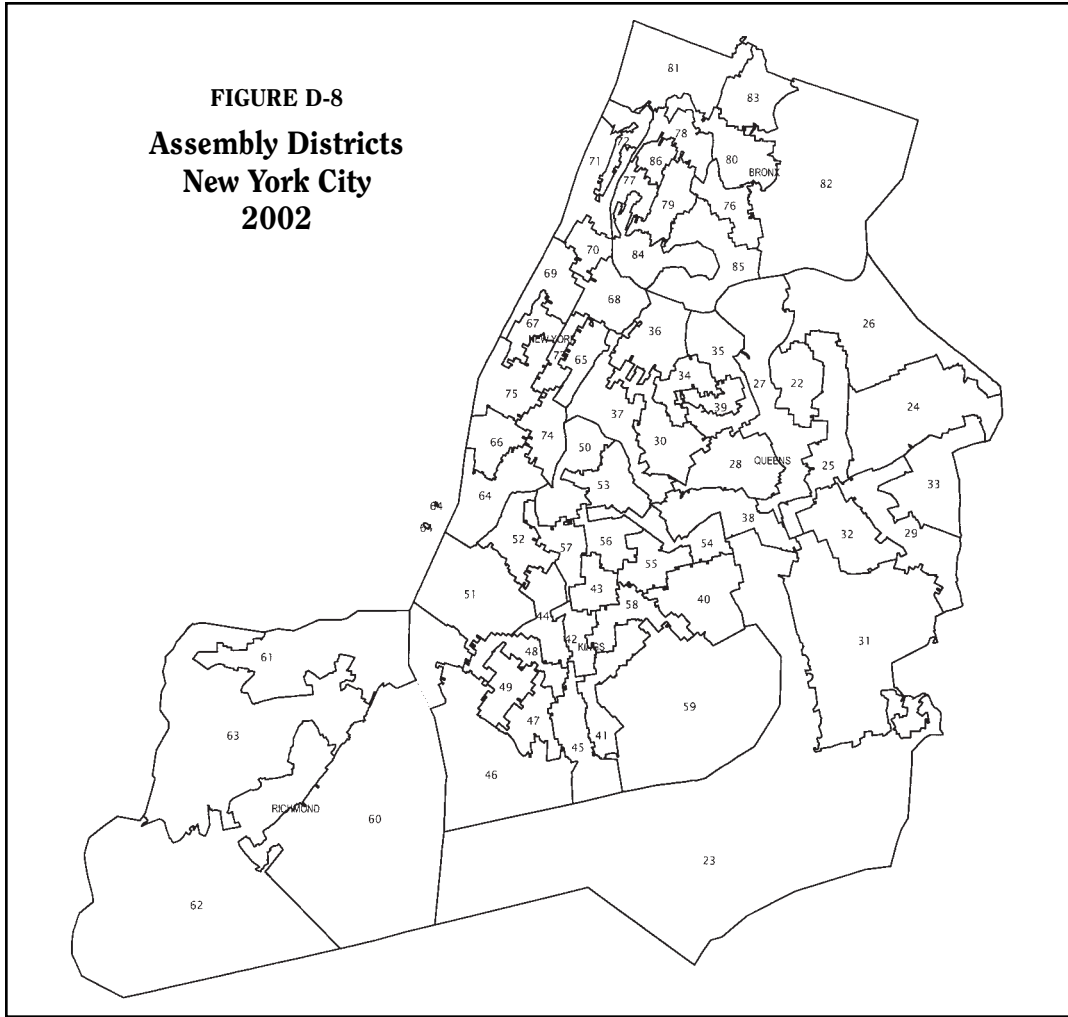


FIGURE D-9
Assembly Districts
Long Island
2002

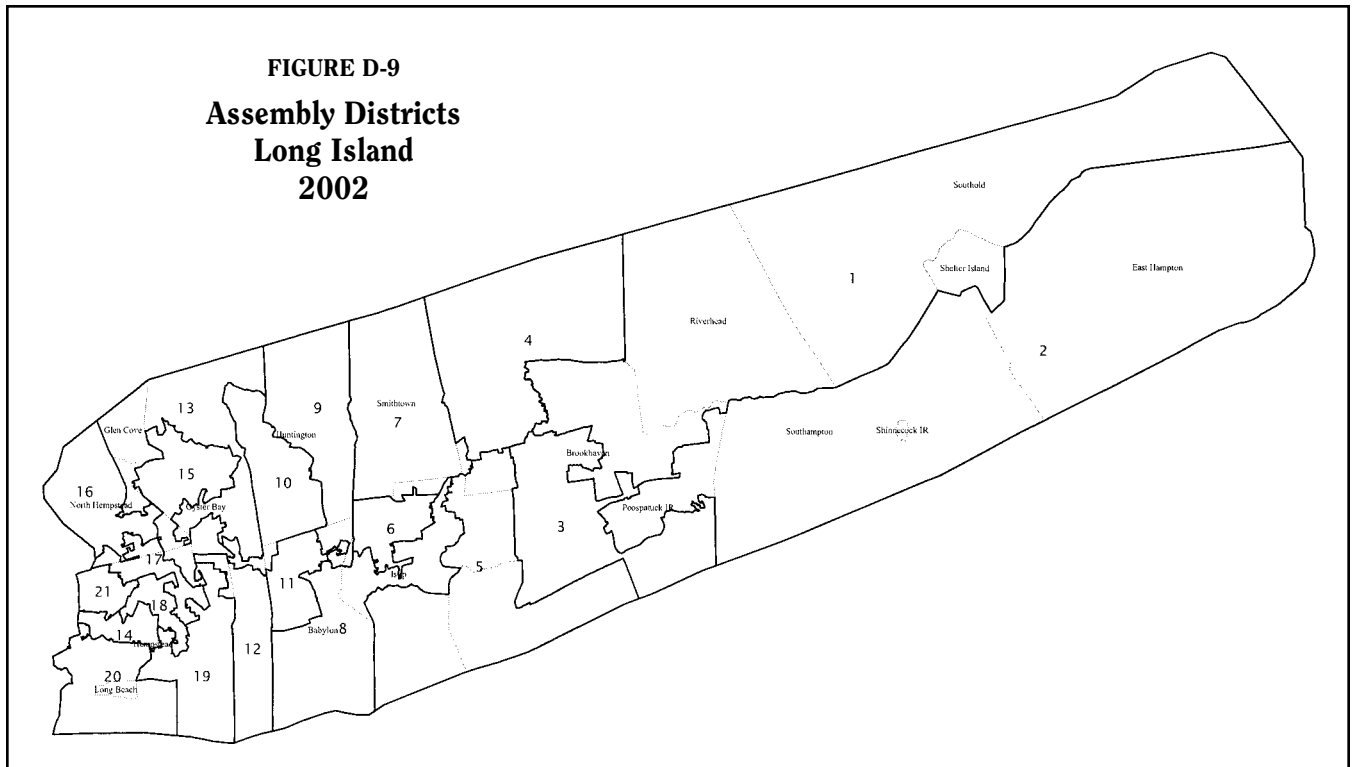


TABLE D-13
Population by Race and Spanish Origin
New York State by Assembly District — 2002

Assembly District	Total Population	Non-Hispanic White	Non-Hispanic Black	Non-Hispanic Asian	Non-Hispanic American Indian	Non-Hispanic Other	Non-Hispanic Two or More Races	Hispanic ¹
All Districts	18,976,457	11,760,981	2,812,623	1,035,926	52,499	80,729	366,116	2,867,583
1	131,139	115,855	5,128	1,348	217	186	1,383	7,022
2	131,139	107,279	6,683	1,273	1,000	261	1,797	12,846
3	131,138	101,241	9,780	2,371	339	259	2,084	15,064
4	131,140	109,312	3,753	7,845	144	217	1,464	8,405
5	131,141	118,895	1,269	2,848	101	132	1,052	6,844
6	131,139	44,415	24,307	3,251	386	512	3,129	55,139
7	131,139	121,310	907	3,218	69	137	886	4,612
8	131,140	117,422	2,344	2,206	86	157	1,365	7,560
9	131,139	118,349	1,808	3,884	107	139	1,217	5,635
10	131,137	104,722	7,258	4,743	164	213	1,765	12,272
11	131,139	79,832	30,201	2,047	383	301	2,548	15,827
12	131,139	118,346	2,720	2,669	48	153	955	6,248
13	131,136	103,320	7,973	7,242	89	184	1,360	10,968
14	131,138	105,243	6,407	4,833	98	411	1,468	12,678
15	131,138	99,202	6,450	9,543	84	199	1,612	14,048
16	131,137	103,607	3,167	13,621	59	255	1,957	8,471
17	131,138	106,768	5,635	7,718	102	216	1,502	9,197
18	131,139	22,385	68,653	1,906	387	525	3,059	34,224
19	131,140	111,658	4,091	2,885	109	188	1,070	11,139
20	131,138	108,133	5,513	3,646	121	413	1,384	11,928
21	131,140	88,058	19,075	8,002	199	705	2,535	12,566
22	123,855	22,567	5,777	65,573	206	596	3,995	25,141
23	123,856	74,199	13,666	6,452	306	1,761	4,163	23,309
24	123,856	63,325	10,323	34,558	158	692	3,221	11,579
25	123,855	40,472	9,582	36,733	591	3,078	8,253	25,146
26	123,858	85,133	2,065	23,101	92	258	2,310	10,899
27	123,850	62,488	9,195	18,694	322	1,503	5,314	26,334
28	123,854	84,947	1,936	19,766	104	380	3,042	13,679
29	123,859	5,968	83,291	8,300	641	3,043	6,892	15,724
30	123,852	63,559	2,356	21,198	163	1,039	4,546	30,991
31	123,848	9,750	72,321	6,401	685	3,270	7,818	23,603
32	123,851	2,951	84,580	5,976	665	2,396	7,014	20,269
33	123,853	13,647	78,538	10,241	442	2,154	5,552	13,279
34	123,855	23,472	2,547	29,653	195	804	3,942	63,242
35	123,851	16,960	23,595	30,078	312	770	3,634	48,502
36	123,857	66,472	1,759	16,002	230	1,654	8,427	29,313
37	123,856	38,196	12,327	16,131	258	733	4,081	52,130
38	123,857	47,506	5,228	15,136	602	4,190	7,717	43,478
39	123,856	11,283	3,745	25,310	303	638	2,590	79,987
40	121,209	6,540	81,191	1,579	349	592	3,198	27,760
41	121,209	54,487	47,203	8,374	148	504	2,486	8,007
42	121,205	16,205	79,083	3,657	228	633	4,172	17,227
43	121,237	12,117	95,040	1,265	198	944	3,223	8,450
44	121,204	64,299	11,393	17,278	236	1,295	5,983	20,720
45	121,214	94,849	1,575	14,844	107	281	2,559	6,999
46	121,212	69,924	16,053	10,877	202	384	4,389	19,383
47	121,212	81,856	1,852	23,636	94	241	2,857	10,676
48	121,202	85,859	1,099	20,156	73	1,182	3,362	9,471
49	121,212	79,610	331	26,871	93	293	3,658	10,356
50	121,209	69,893	14,282	3,547	156	3,550	3,973	25,808
51	121,209	20,536	7,425	19,601	290	839	3,628	68,890
52	121,209	72,090	14,541	5,959	167	701	4,063	23,688
53	121,210	12,737	11,596	5,599	267	790	2,032	88,189
54	121,211	3,356	40,570	4,969	556	2,032	3,732	65,996
55	121,211	1,180	92,110	747	306	370	2,028	24,470
56	121,214	1,043	101,039	877	336	389	2,682	14,848
57	121,209	11,538	85,459	3,591	316	679	3,358	16,268
58	121,202	4,617	103,856	1,879	204	564	3,282	6,800
59	121,203	62,143	42,334	4,725	132	446	2,294	9,129
60	121,210	94,146	1,997	8,065	102	286	3,159	13,455
61	121,214	57,084	30,037	5,209	269	418	3,210	24,987
62	121,213	108,651	951	3,905	91	118	886	6,611
63	121,214	86,088	7,270	11,867	173	305	2,271	13,240
64	128,095	35,070	6,482	61,349	140	481	2,595	21,978
65	128,115	103,919	4,530	9,480	76	452	2,088	7,570
66	128,091	99,343	4,789	11,287	130	838	2,897	8,807
67	128,116	95,300	6,892	8,110	131	500	2,368	14,815
68	128,080	11,854	46,551	3,330	269	439	2,258	63,379
69	128,053	59,614	23,954	8,969	263	688	2,923	31,642
70	128,074	3,329	76,449	1,318	388	334	2,802	43,454
71	128,114	20,496	37,156	3,095	349	401	2,445	64,172
72	128,128	9,014	7,918	1,610	276	496	1,266	107,548
73	128,116	106,846	3,119	8,417	78	369	1,787	7,500
74	128,094	71,857	9,746	13,761	177	502	2,646	29,405
75	128,119	87,231	7,112	12,565	188	608	2,869	17,546
76	121,151	6,962	35,173	5,578	366	1,333	2,905	68,834
77	121,157	1,554	48,343	1,216	349	598	2,088	67,009

(Continued on the following page)

TABLE D-13 (continued)
Population by Race and Spanish Origin
New York State by Assembly District — 2002

Assembly District	Total Population	Non-Hispanic White	Non-Hispanic Black	Non-Hispanic Asian	Non-Hispanic American Indian	Non-Hispanic Other	Non-Hispanic Two or More Races	Hispanic ¹
78	121,111	14,674	22,050	6,072	321	866	3,009	74,119
79	121,160	1,749	51,267	477	390	338	1,584	65,355
80	121,153	46,488	21,120	7,481	261	719	3,646	41,438
81	121,130	53,275	20,702	7,569	219	1,083	3,109	35,173
82	121,147	56,515	25,781	3,608	200	628	2,296	32,119
83	121,151	5,154	88,240	1,578	259	565	3,568	21,787
84	121,158	1,756	30,381	1,141	371	485	1,337	85,687
85	121,157	3,043	40,910	1,060	311	1,088	1,718	73,027
86	121,175	2,481	32,371	2,778	441	998	1,949	80,157
87	131,484	32,054	53,315	3,951	342	1,092	4,543	36,187
88	123,909	80,445	15,521	7,093	99	365	2,121	18,265
89	123,910	102,294	4,984	5,048	69	263	1,345	9,907
90	131,559	96,313	12,552	3,492	188	306	1,904	16,804
91	123,909	82,578	8,266	4,312	88	470	1,872	26,323
92	131,485	92,963	13,013	9,085	106	292	1,957	14,069
93	131,483	82,836	16,680	6,675	180	502	3,049	21,561
94	128,971	90,220	10,709	8,325	162	288	1,953	17,314
95	128,970	91,158	18,721	6,786	158	248	2,602	9,297
96	129,618	109,556	5,240	2,035	307	217	1,598	10,665
97	128,970	107,702	6,211	2,169	373	229	1,582	10,704
98	129,730	100,988	9,888	1,497	338	299	1,842	14,878
99	128,986	115,143	2,434	2,537	109	173	1,241	7,349
100	129,732	79,314	25,397	1,665	271	260	2,743	20,082
101	127,675	108,045	6,734	1,834	245	363	2,142	8,312
102	129,098	105,986	8,539	4,659	190	235	1,666	7,823
103	128,212	113,419	5,694	1,787	234	215	1,577	5,286
104	128,373	103,510	13,585	4,122	229	241	2,061	4,625
105	131,592	112,758	8,263	1,348	309	264	1,964	6,686
106	128,373	98,742	19,981	2,482	258	297	2,090	4,523
107	126,984	121,615	1,344	563	300	116	1,088	1,958
108	128,375	119,062	3,703	1,420	214	141	999	2,836
109	130,727	119,295	3,642	3,993	160	153	1,231	2,253
110	131,594	122,342	2,701	2,216	225	146	1,519	2,445
111	127,962	121,921	1,835	800	462	117	1,032	1,795
112	129,570	123,727	2,143	523	236	110	897	1,934
113	132,139	126,290	1,941	577	284	122	992	1,933
114	132,349	117,237	5,879	720	3,396	121	964	4,032
115	127,626	123,832	726	910	367	53	855	883
116	127,574	103,994	12,264	1,792	273	242	2,237	6,772
117	128,121	123,444	1,265	570	227	84	980	1,551
118	128,234	117,607	3,986	1,101	957	173	1,287	3,123
119	128,805	88,967	27,824	2,292	1,710	218	2,729	5,065
120	128,805	104,891	10,876	4,273	1,246	290	3,147	4,082
121	129,651	121,009	2,653	2,394	551	127	1,482	1,435
122	128,001	116,421	4,916	767	562	263	1,303	3,769
123	125,924	119,366	2,689	571	291	122	1,140	1,745
124	128,431	123,792	746	817	402	99	946	1,629
125	125,447	108,485	3,629	7,075	317	288	2,256	3,397
126	130,213	113,295	5,663	5,269	231	231	2,175	3,349
127	128,004	120,407	2,233	601	311	154	1,199	3,099
128	127,260	119,068	3,220	576	333	102	1,343	2,618
129	126,644	117,947	3,345	748	272	100	1,244	2,988
130	126,482	115,463	3,423	3,785	243	135	1,310	2,123
131	126,274	87,829	21,297	3,406	453	264	2,813	10,212
132	126,271	107,841	7,734	3,880	244	152	1,746	4,674
133	126,272	43,359	60,081	2,064	358	269	3,018	17,123
134	126,349	116,735	3,371	1,676	272	118	1,125	3,052
135	125,311	116,816	2,164	3,143	132	102	1,045	1,909
136	123,347	118,672	1,459	955	272	78	887	1,024
137	126,784	116,642	5,462	818	282	148	1,436	1,996
138	128,027	111,188	11,111	696	1,646	145	1,529	1,712
139	127,916	117,453	4,648	570	679	185	1,279	3,102
140	125,058	119,916	1,224	1,116	379	101	831	1,491
141	131,863	32,765	91,028	1,457	386	263	2,359	3,605
142	128,618	121,870	3,033	837	365	100	912	1,501
143	133,038	126,716	3,016	1,029	212	94	801	1,170
144	131,862	92,304	15,852	2,571	1,424	265	2,804	16,642
145	131,861	125,622	968	781	401	79	992	3,018
146	131,864	120,794	3,884	396	2,376	104	1,164	3,146
147	125,572	116,125	4,359	818	301	86	914	2,969
148	125,055	111,296	4,508	6,109	146	157	1,194	1,645
149	125,994	119,918	989	548	2,217	120	1,103	1,099
150	125,969	115,000	2,786	473	516	206	1,216	5,772

1 Persons of Hispanic origin may be of any race.

SOURCE: United States Bureau of the Census, 2000 Census of Population; material compiled by New York State Legislative Task Force on Demographic Research and Reapportionment.

TABLE D-14

**Vote Cast for All Candidates for the Office of Justice of the Supreme Court
New York State by Judicial District
November 5, 2002**

Judicial District	Democratic	Republican	Conservative	Independence	Liberal	Right to Life	Working Families	Other	Blank, Void & Scattering	Winners
First	First 182,994	Huff 50,533			Huff 8,779				1,190,200	Carol E. Huff Carol R. Edmead Doris Ling-Cohan Helen E. Freedman Leland Degrasse Richard B. Lowe, III Richard Lee Price Rolando T. Acosta Rosalyn Richter Troy K. Webber
	Edmead 183,672	Edmead 51,033					Edmead 15,863			
	Ling-Cohan 180,277	Ling-Cohan 50,384			Ling-Cohan 7,081		Ling-Cohan 14,759			
	Freedman 185,692	Freedman 51,112			Freedman 9,125		Acosta 16,757			
	Degrasse 178,374	Degrasse 50,330			Degrasse 8,229		Braun 15,899			
	Lowe, III 175,634	Lowe, III 50,012			Lowe, III 7,776		York 15,046			
	Price 178,334	Price 50,258								
	Acosta 187,765	Acosta 53,496								
	Richter 175,452	Richter 49,582			Richter 7,250		Richter 14,400			
	Webber 161,215	Webber 44,967								
	Second	Starkey 204,385	Maslow 81,520	Maslow 12,590		Starkey 6,352		Schaeffer 18,084		1,215,435
Sullivan 207,604		Golkin 76,782	Golkin 12,377		Sullivan 6,374		Castillo 16,423			
Jacobson 205,857		Bonina 92,970	Bonina 14,299		Jacobson 6,751					
Ruchelsman 202,969		Spanakos 79,192	Spanakos 12,465							
Partnow 202,939		Geoghegan 75,302	Geoghegan 11,856		Partnow 6,033					
Jackson 216,716					Jackson 5,929					
Fifth	Klim 110,113	Karalunas 144,408	Karalunas 25,348						187,794	Deborah Karalunas Samuel D. Hester
		Hester 130,011	Hester 20,104							
Eighth	Shaw 171,360	Rosa 190,250	Rosa 25,457		Rosa 8,298				223,138	Jan Rosa Jerome C. Gorski
	Gorski 154,248	Gorski 171,275	Gorski 21,482		Gorski 6,836					
Ninth	Loehr 174,427	DiFiore 216,620	DiFiore 22,443	DiFiore 20,512		Clark 13,377	Emmons 6,199		498,076	Janet DiFiore James V. Brands Thomas A. Dickerson Mary H. Smith Linda S. Jamieson
	Tolbert 186,963	Brands 190,280	Brands 20,533	Tolbert 16,381		Brands 14,423	Tolbert 6,647			
	Cohen 193,085	Dickerson 196,084	Dickerson 21,529	Cohen 17,182		Dickerson 14,842	Cohen 6,766			
	Lust 183,716	Smith 193,427	Smith 21,448	Lust 16,381		Smith 14,948	Smith 5,607			
	Cacace-Dibbini 174,972	Jamieson 197,729	Jamieson 21,049	Jamieson 16,240		Brady 13,539				
Eleventh	Grays 164,048	Geller 67,923	Geller 9,633		Grays 4,921				484,101	Charles J. Thomas Seymour Rotker Marguerite A. Grays Peter J. Kelly
	Thomas 153,653	Thomas 63,288	Thomas 8,830		Thomas 4,202					
	Kelly 156,631	Katsorhis 70,790	Katsorhis 10,017		Kelly 4,632					
	Rotker 146,665	Rotker 61,052	Rotker 8,493		Rotker 4,145					

(Continued on the following page)

TABLE D-14 (continued)

**Vote Cast for All Candidates for the Office of Justice of the Supreme Court
New York State by Judicial District
November 5, 2002**

Judicial District	Democratic	Republican	Conservative	Independence	Liberal	Right to Life	Working Families	Other	Blank, Void & Scattering	Winners
Twelfth	Stadtmauer 92,235	Stadtmauer 18,748	Chiofalo 3,973		Stadtmauer 1,537				541,653	David Stadtmauer George D. Salerno Latia Martin Nelson S. Roman
	Salerno 88,490	Salerno 18,385	Garvey 3,960		Salerno 1,446					
	Martin 88,549	Martin 17,340	Wilson 3,267		Martin 1,413					
	Roman 87,507	Roman 18,044	Namvar 2,760		Roman 1,418					

NOTE: There was no election held in the Third, Fourth, Sixth, Seventh, and Tenth Judicial Districts.

SOURCE: New York State Board of Elections.

